

**Asia Capital Reinsurance Malaysia
Sdn. Bhd.**

(Company No. 762294-T)
(Incorporated in Malaysia)

**Financial statements for the year
ended 31 December 2016**

Asia Capital Reinsurance Malaysia Sdn. Bhd.

(Company No. 762294-T)
(Incorporated in Malaysia)

Directors' report for the year ended 31 December 2016

The Directors have pleasure in submitting their report and the audited financial statements of the Company for the financial year ended 31 December 2016.

Principal activities

The Company is principally engaged in the underwriting of general reinsurance business. There has been no significant change in the nature of this activity during the year.

Results

	RM'000
Profit for the year	<u>27,114</u>

Reserves and provisions

There were no material transfers to or from reserves and provisions during the financial year under review except as disclosed in the financial statements.

Dividends

No dividend was paid during the financial year under review.

Directors of the Company

Directors who served during the financial year until the date of this report are:

Dato' Mohd Salleh Bin Haji Harun (Chairman)
 Dato' Dr. R. Thillainathan A/L Ramasamy
 Hans-Joachim Guenther (Appointed w.e.f. 13 May 2016)
 Law Song Keng (Appointed w.e.f. 8 March 2017)
 Datuk Chan Wei Beng (Resigned w.e.f. 31 January 2017)
 Raja Tan Sri Dato' Seri Arshad Bin Raja Tun Uda (Resigned w.e.f. 31 January 2017)
 Wong Ah Kow (Ceased as Director w.e.f. 19 September 2016)

Company No. 762294-T

Directors' interests in shares

None of the Directors holding office at 31 December 2016 had any interest in the ordinary shares or debentures of the Company and of its related corporations during the financial year.

Directors' benefits

Since the end of the previous financial year, no Director of the Company has received nor become entitled to receive any benefit (other than a benefit included in the aggregate amount of remuneration received or due and receivable by Directors as shown in Note 24 to the financial statements or the fixed salary of a full time employee of the Company or of related corporations) by reason of a contract made by the Company or a related corporation with the Director or with a firm of which the Director is a member, or with a company in which the Director has a substantial financial interest.

There were no arrangements during and at the end of the financial year which had the object of enabling Directors of the Company to acquire benefits by means of the acquisition of shares in or debentures of the Company or any other body corporate.

Issue of shares and debentures

There were no changes in the authorised, issued and paid-up capital of the Company during the financial year.

There were no debentures issued during the financial year.

Options granted over unissued shares

No options were granted to any person to take up unissued shares of the Company during the financial year.

Indemnity and insurance cost

During the financial year, the sum insured of the insurance for indemnity covered under the Directors and Officers of the Group is SGD50,000,000. The Group includes ACR Capital Holding Pte. Ltd., Asia Capital Reinsurance Group Pte. Ltd., Asia Capital Reinsurance Malaysia Sdn. Bhd., ACR ReTakaful Holdings Ltd., ACR ReTakaful MEA B.S.C (c), ACR ReTakaful SEA Bhd., Asia Risk-Tech Enterprises Management Consulting (Shanghai) Co. Ltd., Concord Insurance Company Limited, and ACR Holdings Limited. We do not extend the cover to the auditor.

Provision for insurance liabilities

Before the statement of profit or loss and other comprehensive income and statement of financial position of the Company were made out, the Directors took reasonable steps to ascertain that there was adequate provision for its insurance liabilities in accordance with the valuation methods specified in Part D of the Risk-Based Capital ("RBC") Framework for Insurers.

Company No. 762294-T

Other statutory information

Before the financial statements of the Company were made out, the Directors took reasonable steps to ascertain that:

- (i) all known bad debts have been written off and adequate provision made for doubtful debts, and
- (ii) any current assets which were unlikely to be realised in the ordinary course of the business have been written down to an amount which they might be expected so to realise.

At the date of this report, the Directors are not aware of any circumstances:

- (i) that would render the amount written off for bad debts, or the amount of the provision for doubtful debts in the Company inadequate to any substantial extent, or
- (ii) that would render the amount of provision for insurance liabilities, inadequate to any substantial extent, or
- (iii) that would render the value attributed to the current assets in the financial statements of the Company misleading, or
- (iv) which have arisen which render adherence to the existing method of valuation of assets or liabilities of the Company misleading or inappropriate, or
- (v) not otherwise dealt with in this report or the financial statements, that would render any amount stated in the financial statements of the Company misleading.

At the date of this report, there does not exist:

- (i) any charge on the assets of the Company that has arisen since the end of the financial year and which secures the liabilities of any other person, or
- (ii) any contingent liability in respect of the Company that has arisen since the end of the financial year.

No contingent liability or other liability of the Company has become enforceable, or is likely to become enforceable within the period of twelve months after the end of the financial year which, in the opinion of the Directors, will or may substantially affect the ability of the Company to meet its obligations as and when they fall due.

In the opinion of the Directors, except as disclosed in the financial statements, the financial performance of the Company for the financial year ended 31 December 2016 have not been substantially affected by any item, transaction or event of a material and unusual nature nor has any such item, transaction or event occurred in the interval between the end of that financial year and the date of this report.

Company No. 762294-T

Board of Directors

The following is the details and the meeting attendance of each Director at board and board committee meetings during the financial year:

1. Board of Directors Meeting

Name	Attendance
<u>Non-Independent Non-Executive Directors</u>	
Raja Tan Sri Dato' Seri Arshad Bin Raja Tun Uda (Chairman) (Resigned w.e.f. 31 January 2017)	6/6
Datuk Chan Wei Beng (Resigned w.e.f. 31 January 2017)	6/6
Hans-Joachim Guenther (Appointed w.e.f. 13 May 2016)	4/6
<u>Independent Non-Executive Directors</u>	
Dato' Mohd Salleh Bin Haji Harun (Appointed as Chairman w.e.f. 8 March 2017)	6/6
Dato' Dr. R. Thillainathan A/L Ramasamy	6/6
Law Song Keng (Appointed w.e.f. 8 March 2017)	-/6

2. Audit Committee Meeting

Name	Attendance
Law Song Keng (Appointed as Chairman w.e.f. 8 March 2017)	-/4
Dato' Mohd Salleh Bin Haji Harun (Resigned as Chairman and appointed as Member w.e.f. 8 March 2017)	4/4
Dato' Dr. R. Thillainathan A/L Ramasamy	4/4
Raja Tan Sri Dato' Seri Arshad Bin Raja Tun Uda (Resigned w.e.f. 31 January 2017)	4/4

Company No. 762294-T

Board of Directors (continued)

3. Risk Management Committee Meeting

Name	Attendance
Dato' Dr. R. Thillainathan A/L Ramasamy (Chairman)	4/4
Dato' Mohd Salleh Bin Haji Harun (Appointed as Member w.e.f. 8 March 2017)	-/4
Law Song Keng (Appointed as Member w.e.f. 8 March 2017)	-/4
Raja Tan Sri Dato' Seri Arshad Bin Raja Tun Uda (Resigned as Member w.e.f. 31 January 2017)	4/4
Datuk Chan Wei Beng (Resigned as Member w.e.f. 31 January 2017)	4/4

4. Nominating Committee Meeting

Name	Attendance
Dato' Dr. R. Thillainathan A/L Ramasamy (Appointed as Chairman w.e.f. 8 March 2017)	3/3
Hans-Joachim Guenther (Appointed as Member w.e.f. 8 March 2017)	-/3
Law Song Keng (Appointed as Member w.e.f. 8 March 2017)	-/3
Raja Tan Sri Dato' Seri Arshad Bin Raja Tun Uda (Resigned as Member w.e.f. 31 January 2017)	3/3
Datuk Chan Wei Beng (Resigned as Member w.e.f. 31 January 2017)	3/3
Dato' Mohd Salleh Bin Haji Harun (Resigned as Chairman and appointed as Member w.e.f. 8 March 2017)	3/3

Company No. 762294-T

Board of Directors (continued)

5. Remuneration Committee Meeting

Name	Attendance
Law Song Keng (Appointed as Chairman w.e.f. 8 March 2017)	-/1
Dato' Dr. R. Thillainathan A/L Ramasamy	1/1
Raja Tan Sri Dato' Seri Arshad Bin Raja Tun Uda (Resigned as Member w.e.f. 31 January 2017)	1/1
Datuk Chan Wei Beng (Resigned as Member w.e.f. 31 January 2017)	1/1
Dato' Mohd Salleh Bin Haji Harun (Resigned as Chairman and appointed as Member w.e.f. 8 March 2017)	1/1

The maximum tenure of an Independent Non-Executive Director ("INED") shall be upon him having served 9 years from the date of his first appointment as Director or upon the expiry of his prevailing term of appointment as Director as approved by Bank Negara Malaysia ("BNM"), whichever is the later date.

Upon reaching such maximum tenure, the INED shall, subject to approval of BNM for his re-appointment as Director, remains as a Director but shall be re-designated as Non-Independent Non-Executive Director.

All Board members have complied with the requirement of serving on the board of not more than fifteen companies.

Company No. 762294-T

Board of Directors (continued)

Profile of Directors

The following are the profile of the Directors of the Company:

Raja Tan Sri Dato' Seri Arshad Bin Raja Tun Uda (Resigned w.e.f. 31 January 2017) Non-Independent Non-Executive Chairman

Raja Tan Sri Dato' Seri Arshad bin Raja Tun Uda is a Director of Asia Capital Reinsurance Malaysia Sdn Bhd. He is also a Director of Asia Capital Holdings Pte Ltd Singapore, ACR ReTakaful Berhad, ACR ReTakaful Holdings Limited and ACR ReTakaful MEA B.S.C.

Currently, Raja Tan Sri Arshad is also the Chairman of Maxis Berhad, Icon Offshore Berhad, Ekuiti Nasional Berhad, Yayasan Amir and Yayasan Raja Muda Selangor. He is a Director of Khazanah Nasional Berhad and Yayasan DayaDiri. He is also the Chancellor of University of Selangor.

He was formerly executive Chairman and Senior Partner of PricewaterhouseCoopers ("PwC") Malaysia, Chairman of the Leadership Team of PwC Asia 7, Chairman of the Malaysian Accounting Standards Board and Danamodal Nasional Berhad. His previous international appointments include being a member of the PwC Global Leadership Team, the PwC Global IFRS Board and the Standards Advisory Council of the International Accounting Standards Board.

His previous public appointments include being a member of the Securities Commission, the Malaysian Communications and Multimedia Commission, the Investment Panel of the Employees Provident Fund and the board of trustees of the National Art Gallery.

A Fellow at the Institute of Chartered Accountants in England and Wales ("ICAEW"), Raja Tan Sri Arshad is also a member of the Malaysian Institute of Accountants ("MIA") as well as the Malaysian Institute of Certified Public Accountants ("MICPA") where he served on its Council for 24 years, three of which as President.

Datuk Chan Wei Beng (Resigned w.e.f. 31 January 2017) Non-Independent Non-Executive Director

Datuk Chan is the Executive Director of Khazanah Nasional Berhad.

Currently, Datuk Chan is a Director of KCS Green Energy Int'l (Group) Investment Co., Hong Kong, Khazanah Nasional Consulting (Hong Kong) Co., Ltd., Hong Kong, KCS Jining Investments Co., Ltd., Hong Kong, KCS Huaian Investments Co., Ltd., Hong Kong, 8990 Holdings, Inc. and Welab Holdings Limited.

Datuk Chan is a Member at ICAEW. He received his undergraduate degree from the School of Mining Engineering UNSW.

Company No. 762294-T

Board of Directors (continued)

Profile of Directors (continued)

Dato' Dr. R. Thillainathan A/L Ramasamy Independent Non-Executive Director

Dato' Dr. R. Thillainathan holds a Class 1 Honours in Bachelor of Arts (Economics) from the University of Malaya, obtained his Master's Degree and PhD in Economics from the London School of Economics and is a Fellow of the Institute of Bankers Malaysia.

Currently, Dato' Dr. R. Thillainathan is a Director of Genting Berhad, Allianz General Insurance Company (Malaysia) Berhad, Allianz Life Insurance Malaysia Berhad, Allianz Malaysia Berhad, Private Pension Administrator and UM Holdings Sdn. Bhd. He is also a member of the Board of Trustees for Yayasan MEA and Child Information Learning Development Centre.

Dato' Dr. R. Thillainathan has extensive years of experience in finance and banking. He is the past President of Malaysian Economic Association.

Dato' Mohd Salleh Bin Haji Harun Independent Non-Executive Director

Dato' Mohd Salleh Bin Haji Harun served as the Deputy Governor of Central Bank/BNM from 2000 to 2004. Dato' Mohd Salleh Bin Haji Harun has 32 years of experience in holding various senior positions in Aseambankers Malaysia Berhad, Bank Rakyat and Malayan Banking Berhad respectively from 1974 to 2000.

Currently, Dato' Mohd Salleh Bin Haji Harun is a Director of Asia Capital Reinsurance Malaysia Sdn Bhd, Scicom (M) Berhad and Etiqa Insurance Pte Ltd.

Dato' Mohd Salleh Bin Haji Harun is a Member of MICPA and a Fellow of the Institute of Bankers Malaysia.

Hans-Joachim Guenther (Appointed w.e.f. 13 May 2016) Non-Independent Non-Executive Director

Hans-Joachim is the Founder and CEO of PeriStrat GmbH, a boutique advisory business in Zurich.

Hans-Joachim has strong underwriting leadership track record in international reinsurance companies as well as risk management knowledge and experience in different markets, from Europe to Asia Pacific. He was previously the Chief Underwriting Officer and Head of Reinsurance for Europe & Asia Pacific of Endurance Specialty Insurance Limited. Before that, Hans-Joachim held executive positions at various other European reinsurance groups.

He holds a German Diploma (MBA equivalent) in Economics and Business Administration from the University of Cologne, Germany.

Company No. 762294-T

Board of Directors (continued)

Profile of Directors (continued)

Law Song Keng (Appointed w.e.f. 8 March 2017)

Independent Non-Executive Director

Law Song Keng holds a First Class Honours in Bachelor of Science in Mathematics from University of Singapore, Master Science in Actuarial Science from Northeastern University, USA, Fellowship of Society of Actuaries in USA, Advance Management Programme from Harvard University, USA, and Honorary Fellowship of Singapore Insurance Institute.

Currently, he is a Director of IFRS Capital Limited, Director of ACR Capital Holdings Pte Ltd, Director of Great Eastern Holdings Ltd, Chairman of Asia Capital Reinsurance Group Pte Ltd, Chairman of Frasers Hospitality Asset Management Pte Ltd, Chairman of Frasers Hospitality Trust Management Pte Ltd and Chairman of Concord Insurance Company Limited (Hong Kong).

His previous awards and honours includes Entrance Scholarship Award and Public Service Commission Bursary Award from University of Singapore, University Book Prize in Mathematics, Public Service Commission Scholarship for Master Science in Actuarial Science and Fellowship of Society of Actuaries in Northeastern University, USA, National Day Award – Public Service Star (Bintang Bakti Masyarakat) conferred by the President of the Republic of Singapore and Asia Insurance Industry “Personality of the Year Award 2001” – Asia Insurance Review Magazine.

Trainings attended

The following are the trainings attended by the Directors:

- FIDE Core Programme (Module A – Insurance)
- FIDE Core Programme (Module B – Insurance)
- Being a Change Agent in a Large Organisation
- MOF Executive Talk – Peranan Jawatankuasa Audit Syarikat Dalam Memastikan Tadbir Urus Syarikat
- Trans-Pacific Partnership Agreement (“TPPA”)
- KLBC Fireside Chat – Developments in ASEAN Community Building
- KLBC Fireside Chat – Brexit: Pros & Cons and its Impact on UK-Malaysia Trade
- How to Build or Burn Trust in an Organisation
- Roundtable Discussion on Proposed Draft of the Malaysian Code on Corporate Governance 2016
- Sustainability Engagement Series for PLC Directors & CEOs
- Perspectives on World & Asian Economies
- Star Power Talk Business Series Power Talk
- Institute of International Finance (“IIF”) G20 Conference, Shanghai (The G20 Agenda under the Chinese Presidency)
- Driving Strategic Innovation and Entrepreneurship in Organizations
- Turnaround – Achieving Breakthrough

Statement on corporate governance and internal controls

i) Board responsibilities

In discharging its duties, the Board of Directors (“the Board”) is responsible for ensuring compliance with the Financial Services Act 2013, BNM’s Guidelines and other directives. The Board also has taken concerted steps to ensure compliance with BNM’s guideline on Corporate Governance (BNM/RH/PD 029-9) issued on 3 August 2016.

The duties and responsibilities of the Board are as follows:

- (i) Approve the risk appetite, business plans and other initiatives which would, singularly or cumulatively, have a material impact on the financial institution’s risk profile;
- (ii) Oversee the selection, performance, remuneration and succession plans of the Chief Executive Officer (“CEO”), control function heads and other members of senior management, such that the board is satisfied with the collective competence of senior management to effectively lead the operations of the financial institution;
- (iii) Oversee the implementation of the financial institution’s governance framework and internal control framework, and periodically review whether these remain appropriate in light of material changes to the size, nature and complexity of the financial institution’s operations;
- (iv) Promote, together with senior management, a sound corporate culture within the financial institution which reinforces ethical, prudent and professional behaviour;
- (v) Promote sustainability through appropriate environmental, social and governance considerations in the financial institution’s business strategies;
- (vi) Oversee and approve the recovery and resolution as well as business continuity plans for the financial institution to restore its financial strength, and maintain or preserve critical operations and critical services when it comes under stress; and
- (vii) Promote timely and effective communication between the financial institution and the Bank on matters affecting or that may affect the safety and soundness of the financial institution.

The following are the Committees established to assist the Board in discharging its responsibilities:

Audit Committee

The Audit Committee (“AC”), comprising non-executive and independent members of the Board, meets regularly and a total of four (4) meetings were held during the year ended 31 December 2016. AC reviews the annual audited financial statements of the Company which is then tabled to the Board for approval. The activities of the AC are governed by its Terms of Reference that are approved by the Board.

Company No. 762294-T

Statement on corporate governance and internal controls (continued)

i) Board responsibilities (continued)

Audit Committee (continued)

The duties and responsibilities of the AC are as follows:

- (i) To review and report the adequacy of the scope, functions and resources of the internal audit function and that it has the necessary authority to carry out its works.
- (ii) To review the results of the Company's internal audit procedures and the adequacy of actions taken by the management based on the reports.
- (iii) To ensure that the external auditors fulfil the minimum qualification criteria set by BNM and make recommendations to the Board in relation to the appointment, re-appointment and removal of the external auditors (including their remuneration, terms of engagement and scope of the external audit).
- (iv) To review the external and internal audit plans; and assess the effectiveness of the audit process, discuss with the external and internal auditors the findings of their work and any major issue that arose during the course of the audit or any other matters which the auditors may wish to discuss.
- (v) To review and approve non-audit services rendered by the external auditors.
- (vi) To review the annual audited financial statements of the Company and thereafter submit them to the Board for approval.
- (vii) To review the adequacy and effectiveness of risk management and internal control systems instituted within the Company.
- (viii) To review any related party transactions and conflicts of interest situations that may arise within the Company.
- (ix) To perform any other functions as may be agreed by the AC and the Board of Directors.

Risk Management Committee

The Company has in place a formal and integrated enterprise-wide risk management framework to identify, evaluate and manage risks by identifying all major risks in critical areas of operations, assessing the possible impact of significant exposures and risk mitigation measures taken.

Statement on corporate governance and internal controls (continued)***i) Board responsibilities (continued)*****Risk Management Committee (continued)**

The duties and responsibilities of the Risk Management Committee are as follows:

- (i) To review and recommend risk management strategies, policies and risk tolerance for the Boards' approval.
- (ii) To review and assess the adequacy of risk management policies and framework for identifying, measuring, monitoring and controlling risks as well as the extent to which these are operating effectively.
- (iii) To ensure that adequate infrastructure, resources and systems are in place for an effective risk management i.e. ensuring that the staffs are responsible for implementing risk management systems perform those duties independently of the Company's risk taking activities.
- (iv) To review the management's periodic reports on the risk exposure, risk portfolio composition and risk management activities.
- (v) To review and assess the risk capital profiles to ensure adequacy of the capital available in the insurance and shareholder's equity to support the total capital required as specified in the RBC Framework for Insurers issued by BNM.
- (vi) To ensure that the investment of insurance funds is in accordance with the approved investment and risk management policy of the Board.
- (vii) To review the outsourcing risk management programme and policies for the Board's approval.
- (viii) To review the management's evaluation on the materiality of all existing and prospective outsourcing, based on the requirements of the standards on outsourcing for reinsurers, related party transactions, other directives imposed by BNM from time to time as well as the framework approved by the Board.
- (ix) To ensure that the approved outsourcing policies and procedures are implemented.
- (x) To review the management's periodic review on the outsourcing policies and procedures implemented to ensure their continued effectiveness in managing outsourcing risks.
- (xi) To review and receive communication from the management on the information pertaining to material outsourcing risks in a timely manner.
- (xii) To perform any other functions in relation to risk management as may be agreed by the RMC and the Board of Directors.

Statement on corporate governance and internal controls (continued)***i) Board responsibilities (continued)*****Nominating Committee**

The Nominating Committee has the responsibility of assessing and reviewing the effectiveness of the Board as a whole, the contribution by each Director to the effectiveness of the Board, the contribution of the Board's various committees and the performance of the CEO.

The duties and responsibilities of the Nominating Committee are as follows:

- (i) To establish the minimum requirements for the Board and the CEO to perform their responsibilities effectively.
- (ii) To oversee the overall composition of the Board in terms of the appropriate size and skills, the balance between Executive, Non-Executive and Independent Directors, and mix of skills and other core competencies required, through annual reviews.
- (iii) To assess and recommend nominees for directorship, the Directors nominated to serve on Board Committees, as well as nominees for the position of CEO. This would include assessing Directors and the CEO proposed for reappointment, before an application for approval is submitted to BNM.
- (iv) To establish a formal mechanism for annual review and assessment on the effectiveness of the Board as a whole, the contribution by each Director to the effectiveness of the Board, the contribution of the Board's various committees and the performance of the CEO.
- (v) To recommend to the Board the removal of a Director/CEO if he is ineffective, errant or negligent in discharging his responsibilities.
- (vi) To ensure that all Directors undergo appropriate induction programmes and receive continuous training.
- (vii) To carry out annual reviews of the Fit and Proper Policy and annual assessments on the fitness and propriety of Directors and CEO.
- (viii) To oversee the appointment, management succession planning and performance evaluation of key senior officers and recommending to the Board the removal of key senior officers if they are ineffective, errant or negligent in discharging their responsibilities.

Statement on corporate governance and internal controls (continued)***i) Board responsibilities (continued)*****Remuneration Committee**

The Remuneration Committee has the responsibility of reviewing and recommending the Board a framework of remuneration including employee benefits such as salaries, social security contributions, paid annual leave, paid sick leave, bonuses and retirement benefits for the employees of the Company as well as the Directors and the CEO.

The duties and responsibilities of Remuneration Committee are as follows:

- (i) To make decisions in reference to the Company, business unit and individual performance, together with a review of current industry and market trends, market benchmark compensation information and any other relevant business or market information.
- (ii) To link the annual performance review in both quantitative and qualitative assessments of the relevant work performance, of individuals and includes a discretionary variable compensation component linked to overall Company performance.
- (iii) To reward discretionary variable compensation to all individuals based on individual's performance against individual, business-unit and firm-wide measures that are agreed and decided for each individual for the relevant performance assessment year.
- (iv) To proportion the variable compensation generally increases along with the level of seniority within the Company.
- (v) To reflect the variable compensation may include short-term incentives or long-term incentives to individuals for the time horizon of risks and accountabilities of the incumbent's job that may be associated with the performance of the Company and the business unit.
- (vi) To determine suitable mix of salary and other guaranteed cash, discretionary and variable short-term and long-term incentives, as well as their payout schedules in accordance with the accountabilities of staff at different levels to appropriately reward relevant performance

ii) Management accountability

Whilst the Board is responsible for creating the framework and policies within which the Company should operate, the management is accountable for the execution of the enabling policies and attainment of the Company's corporate objectives.

Company No. 762294-T

Statement on corporate governance and internal controls (continued)

iii) Corporate independence

All material related party transactions have been disclosed in Note 28 to the financial statements.

iv) Risk management framework

The Company maintains a risk management framework that is designed to be consistent with the basic principles of sound management practices.

The framework is made of a Policy Statement that is implemented and monitored by using a “five-line-of-defence” model. The model comprises five (5) elements of risk governance, which are as follows:

- Business units and operation team: the first line of defence – Primarily responsible for risk identification and management;
- Independent risk management and compliance functions: the second line of defence – Support for and challenge on the completeness and accuracy of risk assessment, risk reporting and adequacy of mitigation plans are performed;
- Internal audit function: the third line of defence – Independent and objective assurance on the robustness of the risk management framework and the appropriateness and effectiveness of internal control is provided;
- Management and CEO: the fourth line of defence – Establish clear guidance on business and risk strategy and ensure effective risk controls; and
- Board Risk assessment: the fifth line of defence – Provide effective oversight to ensure consistency with risk strategy.

v) Financial reporting

The Directors are responsible for ensuring that accounting records are properly kept and that the Company’s financial statements are prepared in accordance with applicable approved Malaysian Financial Reporting Standards (“MFRSs”) issued by the Malaysian Accounting Standards Board (“MASB”), accounting principles generally accepted in Malaysia, the Companies Act, 1965, and the Financial Services Act, 2013.

vi) Public accountability

As a custodian of public funds, the Company’s dealings with the public are always conducted fairly, honestly and professionally.

Company No. 762294-T

Remuneration policy

In line with best practice to ensure appropriate levels of remuneration to directors and employees,

- (a) the management has conducted limited survey on the fees for Non-Executive Directors paid by other insurance and reinsurance companies of Malaysia. The information obtained is used as a guide for the Remuneration Committee to determine the fees payable to the company's Non-Executive Directors.
- (b) the management participated in an annual salary benchmarking survey (with the rest of the Malaysia Insurance Industry) conducted by Towers Watson, which information and details are used by management to guide the annual salary levels and increments appropriate for the company's employees.

Remuneration Structure

Salary

All employees in the Company receive a fixed salary, consisting of a base salary paid monthly according to the position and function. The salary level is evaluated on an annual basis with no secure or contractual increase.

Employees Benefits

Employee benefits are optional, non-wage compensation provided to employees in addition to their normal wages or salaries. These types of benefits may include group insurance, maternity, education assistance, leave, mobile, parking and etc. The entitlement may vary by the level positions in the Company. These benefits may be amended, removed or increased at the discretion of the Company.

Performance Bonus

The Company uses variable cash remuneration in the form of performance bonuses to incentivise and reward high and sustainable performances. The Company does not award guaranteed bonuses. The bonuses granted for the year reflect performances relative to the financial and non-financial key performance indicators ("KPIs") and target set in the business plan.

The Company does not have any clawback arrangements with the employees. To mitigate risks, the Company subscribes to prudent remuneration practices.

Performance measures and the link to strategy

Performance metrics adopted include both financial and non-financial KPIs.

Company No. 762294-T

Remuneration Structure (continued)

Performance measures and the link to strategy (continued)

Financial KPIs are:

1. Gross Written Premium
2. Fee based income
3. % Malaysia Business which is Facultative & XOL Treaty
4. Underwriting Profit
5. Profit After Tax

Non-financial KPIs are agreed projects or initiatives which serve to increase the company's sustainability and capability in the future. Some are likely to take a longer time period to achieve, and may have to be implemented in phases.

For 2016, we have identified 3 key areas to be assessed under the non-financial KPIs, being:

1. Internal Audit Assessment - To ensure back office efficiency and controls are in place across all departments and functions.
2. Automation of Compliance process - Implementation of Risk Management Q-Radar system (Compliance module)
3. Debtors Management – To ensure timely collection of premium and claims recovery and to manage the total outstanding debtors

In evaluating the performance metric, 3 target level are determine.

- Minimum % : Point where incentive payment begins. Below this level, no incentives are earned. This encourages best efforts even if target is unachievable
- Target % : Expected target performance as approved in the Business and Budget Plan
- Maximum % : Beyond this point, no extra incentives are earned. This prevents the risks of over associated with over leveraging

Company No. 762294-T

Remuneration Structure (continued)

Performance measures and the link to strategy (continued)

Once the Corporate KPIs are agreed between the Board and the CEO, the CEO will cascade the key performance indicators down to the rest of the Management team, and set supplementary key performance indicators for each of his reporting business/functional units.

Then, manager and employee jointly set KPIs aligned with the Corporate targets and agree on KPIs weightage.

Each employee performance assessment will be measure on the KPIs and company core values.

Material Risk Takers

Material risk takers as defined by BNM in their policy document on Corporate Governance are employees who may or may not be a member of the senior management and:

- can materially commit or control significant amounts of the Company's resources or whose actions are likely to have significant impact on its risk profile; or
- is among the most highly remunerated officers in the Company.

As defined above, the Company's material risk takers comprise of employees undertaking the following roles:

1. CEO
2. Head of Finance
3. Head of Underwriting
4. Head of Investment

Table A		
Total value of remuneration awards for the financial year	Unrestricted	Deferred
	RM	RM
Fixed remuneration		
• Cash-based	1,338,739	Nil
• Shares and share-linked instruments	Nil	Nil
• Other	Nil	Nil
Variable remuneration		
• Cash-based	341,201	Nil
• Shares and share-linked instruments	Nil	Nil
• Other	Nil	Nil

Company No. 762294-T

Holding and ultimate holding companies

The immediate and ultimate holding companies are Kuala Selangor Ventures Sdn. Bhd. and Khazanah Nasional Berhad, respectively, both companies incorporated in Malaysia.

On 2 February 2017, Asia Capital Reinsurance Group Pte. Ltd. completes full acquisition of the Company. The Company regards Asia Capital Reinsurance Group Pte. Ltd as its immediate holding company and ACR Capital Holding Pte. Ltd. as its ultimate holding company thereafter.

Significant events

There are no significant events other than the significant event disclosed in Note 33 to the financial statements.

Auditors

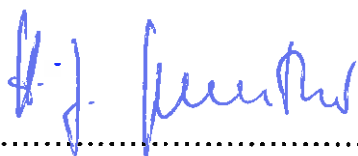
The auditors, KPMG PLT (converted from a conventional partnership, KPMG, on 27 December 2016) have indicated their willingness to accept re-appointment.

The auditors' remuneration is disclosed in Note 24 to the financial statements.

Signed on behalf of the Board of Directors in accordance with a resolution of the Board:



.....
Dato' Mohd Salleh Bin Haji Harun



.....
Hans-Joachim Guenther

Kuala Lumpur, Malaysia

Date: 20 March 2017

Asia Capital Reinsurance Malaysia Sdn. Bhd.

(Company No. 762294-T)

(Incorporated in Malaysia)

Statement of financial position as at 31 December 2016

	Note	2016 RM'000	2015 RM'000
Assets			
Property and equipment	3	9,393	9,620
Investment properties	4	38,721	38,721
Investments	5	303,672	371,822
Reinsurance assets	6	471,294	633,448
Insurance receivables	7	54,619	78,188
Other receivables	8	9,335	5,253
Tax recoverable		1,943	3,237
Deferred acquisition costs	9	2,266	1,327
Deposits with financial institutions	11	15,500	8,050
Cash and cash equivalents	12	156,900	173,419
Total assets		<u>1,063,643</u>	<u>1,323,085</u>
Equity and liabilities			
Equity			
Share capital	13	255,000	255,000
Share premium		20,000	20,000
Reserves	13	1,897	(23,850)
Total equity		<u>276,897</u>	<u>251,150</u>
Liabilities			
Loans and borrowings	14	60,000	60,000
Insurance contract liabilities	15	649,076	850,082
Insurance payables	16	70,179	153,186
Other payables	17	4,909	7,215
Deferred tax liabilities	10	2,582	1,452
Total liabilities		<u>786,746</u>	<u>1,071,935</u>
Total equity and liabilities		<u>1,063,643</u>	<u>1,323,085</u>

The notes on pages 27 to 98 are an integral part of these financial statements.

Asia Capital Reinsurance Malaysia Sdn. Bhd.

(Company No. 762294-T)

(Incorporated in Malaysia)

Statement of profit or loss and other comprehensive income for the year ended 31 December 2016

	Note	2016 RM'000	2015 RM'000
Operating revenue	18	210,301	351,265
Gross earned premiums	15(b)	277,452	348,053
Premiums ceded to reinsurers	15(b)	(238,154)	(294,572)
Net earned premiums	19	39,298	53,481
Investment income	20	16,846	19,596
Realised gains and losses	21	2,761	2,001
Fair value gains	22	-	533
Commission income	23	62,762	72,527
Other operating income	25	9,736	3,898
Other revenue		92,105	98,555
Gross benefits and claims paid		(206,128)	(217,500)
Claims ceded to reinsurers		162,603	165,465
Change in gross contract liabilities		117,009	(32,830)
Change in contract liabilities ceded to reinsurers		(84,281)	48,594
Net claims incurred		(10,797)	(36,271)
Commission expenses	23	(60,404)	(71,435)
Management expenses	24	(12,602)	(13,242)
Other operating expenses	25	(8,138)	(63)
Finance cost		(4,800)	(4,800)
Other expenses		(85,944)	(89,540)
Profit before tax		34,662	26,225
Tax expense	26	(7,548)	(5,122)
Profit for the year		27,114	21,103
Profit for the year attributable to equity holders of Company		27,114	21,103

The notes on pages 27 to 98 are an integral part of these financial statements.

Company No. 762294-T

Statement of profit or loss and other comprehensive income for the year ended 31 December 2016 (continued)

	Note	2016 RM'000	2015 RM'000
Profit for the year		<u>27,114</u>	<u>21,103</u>
Other comprehensive income:			
Items that will not be reclassified subsequently to profit or loss			
- Surplus on property revaluation		209	194
Items that may be reclassified subsequently to profit or loss			
Fair value of available-for-sale financial assets			
- Gains arising during the year		15	1,588
- Reclassification adjustments for gains included in profit or loss		(2,761)	(2,001)
	5(c)	(2,746)	(413)
- Impairment loss of available-for-sale financial assets	20	<u>676</u>	<u>859</u>
		(1,861)	640
Tax effect thereon:			
Items that will not be reclassified subsequently to profit or loss			
- Surplus on property revaluation		(10)	(10)
Items that may be reclassified subsequently to profit or loss			
Fair value of available-for-sale financial assets			
- Gains arising during the year		(4)	(397)
- Reclassification adjustments for gains included in profit or loss		663	500
		659	103
- Impairment loss of available-for-sale financial assets		(162)	(215)
- Impact of changes in tax rate to 24% (2015: 25%)		<u>7</u>	<u>-</u>
Total other comprehensive (loss)/income for the year, net of tax		<u>(1,367)</u>	<u>518</u>
Total comprehensive income for the year attributable to equity holders of Company		<u>25,747</u>	<u>21,621</u>

The notes on pages 27 to 98 are an integral part of these financial statements.

Asia Capital Reinsurance Malaysia Sdn. Bhd.
(Company No. 762294-T)
(Incorporated in Malaysia)

Statement of changes in equity for the year ended 31 December 2016

	<i>Non-Distributable</i>					
	Share capital RM'000	Share premium RM'000	Property revaluation reserve RM'000	Available-for-sale RM'000	Accumulated losses RM'000	Total equity RM'000
At 1 January 2015	255,000	20,000	2,552	64	(44,637)	232,979
Fair value of available-for-sale financial assets				1,191	-	1,191
Gains arising during the year	-	-	-	644	-	644
Impairment loss of financial assets	-	-	-	(1,501)	-	(1,501)
Reclassification adjustments for gains included in profit or loss	-	-	184	-	-	184
Surplus on revaluation	-	-	-	-	21,103	21,103
Profit for the year	-	-	184	334	21,103	21,621
Total comprehensive income for the year	-	-	184	334	21,103	21,621
Dividend paid	-	-	-	-	(3,450)	(3,450)
At 31 December 2015	255,000	20,000	2,736	398	(26,984)	251,150
	Note 13		Note 13	Note 13	Note 13	Note 13

Statement of changes in equity for the year ended 31 December 2016 (continued)

	<i>Non-Distributable</i>					(Accumulated losses)/	Total equity
	Share capital RM'000	Share premium RM'000	Property revaluation reserve RM'000	Available-for-sale RM'000	Retained earnings RM'000	RM'000	RM'000
At 1 January 2016	255,000	20,000	2,736	398	(26,984)	251,150	
Fair value of available-for-sale financial assets							
Gains arising during the year	-	-	-	11	-	11	
Impairment loss of financial assets	-	-	-	514	-	514	
Reclassification adjustments for gains included in profit or loss	-	-	-	(2,098)	-	(2,098)	
Surplus on revaluation	-	-	199	-	-	199	
Impact of changes in tax rate to 24% (2015:25%)	-	-	-	7	-	7	
Profit for the year	-	-	-	-	27,114	27,114	
Total comprehensive income for the year	-	-	199	(1,566)	27,114	25,747	
At 31 December 2016	255,000	20,000	2,935	(1,168)	130	276,897	
	Note 13		Note 13	Note 13	Note 13		Note 13

The notes on pages 27 to 98 are an integral part of these financial statements.

Asia Capital Reinsurance Malaysia Sdn. Bhd.

(Company No. 762294-T)

(Incorporated in Malaysia)

Statement of cash flow for the year ended 31 December 2016

	Note	2016 RM'000	2015 RM'000 Restated
Cash flows from operating activities			
Profit before tax		34,662	26,225
Adjustments for:			
Depreciation of property and equipment		457	526
Gain on disposals of property and equipment		-	(1)
Fair value gains and losses		-	(533)
Financing cost		4,800	4,800
Investment income		(18,330)	(19,658)
Gain on disposal of investments, net		(2,761)	(2,001)
Accretion of discounts		(81)	(55)
Amortisation of premium		348	431
Impairment of insurance receivable		-	102
Net impairment loss of available-for-sale financial assets		676	859
Operating profit before changes in working capital		19,771	10,695
Purchase of securities/investments		(161,331)	(268,715)
Proceeds from disposal of securities/investments		229,229	333,046
(Increase)/decrease in fixed deposits with licensed banks in Malaysia		(7,450)	3,982
Decrease/(increase) in reinsurance assets		162,154	(41,116)
(Increase)/decrease in deferred acquisition costs		(939)	1,692
Decrease in receivables		19,389	20,787
(Decrease)/increase in insurance contract liabilities		(201,006)	16,446
Decrease in payables		(85,313)	(32,845)
Cash (used in)/generated from operations		(25,496)	43,972
Tax paid		(4,630)	(4,953)
Interest received		17,905	20,120
Dividend received		523	475
Net cash (used in)/generated from operating activities		<u>(11,698)</u>	<u>59,614</u>

Company No. 762294-T

Statement of cash flow for the year ended 31 December 2016 (continued)

	Note	2016 RM'000	2015 RM'000 Restated
Cash flows from investing activities			
Purchase of property and equipment		(21)	(69)
Proceeds from disposal of property and equipment		-	7
Net cash used in investing activities		<u>(21)</u>	<u>(62)</u>
Cash flow from financing activities			
Dividend paid		-	(3,450)
Interest paid		(4,800)	(4,800)
Net cash used in financing activities		<u>(4,800)</u>	<u>(8,250)</u>
Net (decrease)/increase in cash and cash equivalents		(16,519)	51,302
Cash and cash equivalents at beginning of year		173,419	122,117
Cash and cash equivalents at end of year	12	<u>156,900</u>	<u>173,419</u>

Cash and cash equivalents

Cash and cash equivalents included in the statements of cash flows comprise the following statements of financial position amounts:

	Note	2016 RM'000	2015 RM'000
Fixed deposits with licensed banks in Malaysia	12	149,666	159,068
Cash and bank balances	12	<u>7,234</u>	<u>14,351</u>
		<u>156,900</u>	<u>173,419</u>

The notes on pages 27 to 98 are an integral part of these financial statements.

Asia Capital Reinsurance Malaysia Sdn. Bhd.

(Company No. 762294-T)

(Incorporated in Malaysia)

Notes to the financial statements

Asia Capital Reinsurance Malaysia Sdn. Bhd. is a limited liability company, incorporated and domiciled in Malaysia. The address of its registered office and principal place of business is as follows:

Registered office and principal place of business

Unit A-12A-8, Level 12A

Menara UOA Bangsar

5 Jalan Bangsar Utama 1

59000 Kuala Lumpur

The Company is principally engaged in underwriting general reinsurance business. There has been no significant change in the nature of this activity during the financial year.

The immediate and ultimate holding companies during the financial year were Kuala Selangor Ventures Sdn. Bhd. and Khazanah Nasional Berhad respectively. Both companies were incorporated in Malaysia.

The financial statements were authorised for issue by the Board on 20 March 2017.

1. Basis of preparation

(a) Statement of compliance

The financial statements of the Company have been prepared in accordance with MFRSs, International Financial Reporting Standards, the requirements of the Companies Act, 1965 and the Financial Services Act, 2013 in Malaysia.

The following are accounting standards, amendments and interpretations that have been issued by the MASB but have not been adopted by the Company:

MFRSs, Interpretations and amendments effective for annual periods beginning on or after 1 January 2017

- Amendments to MFRS 12, *Disclosure of Interests in Other Entities (Annual Improvements to MFRS 2014-2016 Cycle)*
- Amendments to MFRS 107, *Statement of Cash Flows – Disclosure Initiative*
- Amendments to MFRS 112, *Income Taxes – Recognition of Deferred Tax Assets for Unrealised Losses*

MFRSs, Interpretations and amendments effective for annual periods beginning on or after 1 January 2018

- MFRS 9, *Financial Instruments (2014)*

1. Basis of preparation (continued)

(a) Statement of compliance (continued)

MFRSs, Interpretations and amendments effective for annual periods beginning on or after 1 January 2018 (continued)

- MFRS 15, *Revenue from Contracts with Customers*
- MFRS 15, *Revenue from Contracts with Customers* - Clarifications to MFRS 15, *Revenue from Contracts with Customers*
- Amendments to MFRS 1, *First-time Adoption of MFRS (Annual Improvements to MFRS 2014-2016 Cycle)*
- Amendments to MFRS 2, *Share-based Payment – Classification and Measurement of Share-based Payment Transactions*
- Amendments to MFRS 4, *Insurance Contracts – Applying MFRS 9 Financial Instruments with MFRS 4 Insurance Contracts*
- Amendments to MFRS 128, *Investments in Associates and Joint Ventures (Annual Improvements to MFRS 2014-2016 Cycle)*
- Amendments to MFRS 140, *Investment Property – Transfers of Investment Property*
- IC Interpretation 22, *Foreign Currency Transactions and Advance Consideration*

MFRSs, Interpretations and amendments effective for annual periods beginning on or after 1 January 2019

- MFRS 16, *Leases*

MFRSs, Interpretations and amendments effective for annual periods beginning on or after a date yet to be confirmed

- Amendments to MFRS 10, *Consolidated Financial Statements and MFRS 128, Investments in Associates and Joint Ventures – Sale or Contribution of Assets between an Investor and its Associate or Joint Venture*

The Company plans to apply the abovementioned accounting standards, amendments and interpretations:

- from the annual period beginning on 1 January 2017 for those amendments that are effective for annual periods beginning on or after 1 January 2017, except for amendments to MFRS 12 which is not applicable to the Company.
- from the annual period beginning on 1 January 2018 for those accounting standards, amendments and interpretation that are effective for annual periods beginning on or after 1 January 2018, except for amendments to MFRS 2, MFRS 128 and IC interpretation 22 which are not applicable to the Company and MFRS 9 which the Company is eligible for temporary exemption that permits, but not require, the insurer to apply MFRS 139 *Financial Instruments: Recognition and Measurement* rather than MFRS 9 for annual periods beginning before 1 January 2021.

1. Basis of preparation (continued)

(a) Statement of compliance (continued)

- from the annual period beginning on 1 January 2019 for the accounting standard that is effective for annual periods beginning on or after 1 January 2019.

The initial application of the abovementioned standards, amendments and interpretations are not expected to have any material impacts to the financial statements of the Company except as mentioned below:

MFRS 9, *Financial Instruments*

MFRS 9 replaces the guidance in MFRS 139, *Financial Instruments: Recognition and Measurement* on the classification and measurement of financial assets and financial liabilities, and on hedge accounting.

The Company is currently assessing the financial impact that may arise from the adoption of MFRS 9.

MFRS 15, *Revenue from Contracts with Customers*

MFRS 15 replaces the guidance in MFRS 111, *Construction Contracts*, MFRS 118, *Revenue*, IC Interpretation 13, *Customer Loyalty Programmes*, IC Interpretation 15, *Agreements for Construction of Real Estate*, IC Interpretation 18, *Transfer of Assets from Customers* and IC Interpretation 131, *Revenue – Barter Transactions Involving Advertising Services*.

The Company is currently assessing the financial impact that may arise from adoption of MFRS 15.

MFRS 16, *Leases*

MFRS 16 replaces the guidance in MFRS 117, *Leases*, IC Interpretation 4, *Determining whether an Arrangement contains a Lease*, IC Interpretation 115, *Operating Leases – Incentives* and IC Interpretation 127, *Evaluating the Substance of Transactions Involving the Legal Form of a Lease*.

The Company is currently assessing the financial impact that may arise from the adoption of MFRS 16.

1. Basis of preparation (continued)

(b) Basis of measurement

The financial statements have been prepared on historical cost basis other than as disclosed in the Note 2.

(c) Functional and presentation currency

The financial statements are presented in Ringgit Malaysia (“RM”), which is the Company’s functional currency. All financial information is presented in RM and has been rounded to the nearest thousand, unless otherwise stated.

(d) Use of estimates and judgements

The preparation of the financial statements in conformity with MFRSs requires management to make judgements, estimates and assumptions that affect the application of accounting policies and the reported amounts of assets, liabilities, income and expenses. Actual results may differ from these estimates.

Estimates and underlying assumptions are reviewed on an ongoing basis. Revisions to accounting estimates are recognised in the period in which the estimates are revised and in any future periods affected.

There are no significant areas of estimation uncertainty and critical judgements in applying accounting policies that have significant effect on the amounts recognised in the financial statements other than those disclosed in the following notes:

- Note 2(s) – Claims and premiums liabilities
- Note 3 & Note 4 – Valuation of buildings and investment properties

2. Significant accounting policies

The accounting policies set out below have been applied consistently to the periods presented in these financial statements, unless otherwise stated.

(a) Foreign currency transactions

Transactions in foreign currencies are translated to the functional currency of the Company at exchange rates at the dates of the transactions.

Monetary assets and liabilities denominated in foreign currencies at the end of the reporting period are retranslated to the functional currency at the exchange rate at that date.

2. Significant accounting policies (continued)

(a) Foreign currency transactions (continued)

Non-monetary assets and liabilities denominated in foreign currencies are not retranslated at the end of the reporting date, except for those that are measured at fair value are retranslated to the functional currency at the exchange rate at the date that the fair value was determined.

Foreign currency differences arising on retranslation are recognised in profit or loss, except for differences arising on the retranslation of available-for-sale equity investments, which are recognised in other comprehensive income.

(b) Property and equipment

(i) Recognition and measurement

Items of property and equipment are measured at cost/valuation less any accumulated depreciation and any accumulated impairment losses.

Cost includes expenditures that are directly attributable to the acquisition of the asset and any other costs directly attributable to bringing the asset to working condition for its intended use, and the costs of dismantling and removing the items and restoring the site on which they are located. Purchased software that is integral to the functionality of the related equipment is capitalised as part of that equipment.

When significant parts of an item of property and equipment have different useful lives, they are accounted for as separate items (major components) of plant and equipment.

The gain or loss on disposal of an item of property and equipment is determined by comparing the proceeds from disposal with the carrying amount of property and equipment and is recognised net within "other operating income" and "other operating expenses" respectively in profit or loss.

The Company revalues its buildings every 5 years or at shorter intervals whenever the fair value of the revalued assets is expected to differ materially from their carrying value. Additions subsequent to their revaluation are stated in the financial statements at cost until the next revaluation exercise.

Surplus arising on revaluation are credited to the property revaluation reserve account. Any deficit arising from the revaluation is charged against the property revaluation account to the extent of a previous surplus held in that account for the same assets. In all other cases, a decrease in the carrying amount is charged to the profit or loss.

2. Significant accounting policies (continued)

(b) Property and equipment (continued)

(ii) Subsequent costs

The cost of replacing a component of an item of property and equipment is recognised in the carrying amount of the item if it is probable that the future economic benefits embodied within the component will flow to the Company, and its cost can be measured reliably. The carrying amount of the replaced component is derecognised to profit or loss. The costs of the day-to-day servicing of property and equipment are recognised in profit or loss as incurred.

(iii) Depreciation

Depreciation is based on the cost of an asset less its residual value. Significant components of individual assets are assessed, and if a component has a useful life that is different from the remainder of that asset, then that component is depreciated separately.

Depreciation is recognised in profit or loss on a straight-line basis over the estimated useful lives of each component of an item of property and equipment. Leased assets are depreciated over the shorter of the lease term and their useful lives unless it is reasonably certain that the Company will obtain ownership by the end of the lease term. Freehold land is not depreciated. Property and equipment under construction are not depreciated until the assets are ready for their intended use.

The estimated useful lives for the current and comparative periods are as follows:

Buildings	50 years
Office equipment	3 years
Furniture, fittings and renovations	3 years
Motor vehicles	5 years
Computer equipment	3 years

Depreciation methods, useful lives and residual values are reviewed at the end of the reporting period, and adjusted as appropriate.

2. Significant accounting policies (continued)

(c) Operating leases

Leases, where the Company does not assume substantially all the risks and rewards of ownership are classified as operating leases and, the leased assets are not recognised on the statement of financial position.

Payments made under operating leases are recognised in profit or loss on a straight-line basis over the term of the lease. Lease incentives received are recognised in profit or loss as an integral part of the total lease expense, over the term of the lease. Contingent rentals are charged to profit or loss in the reporting period in which they are incurred.

(d) Investment properties

(i) Investment properties carried at fair value

Investment properties are properties which are owned or held under a leasehold interest to earn rental income or for capital appreciation or for both, but not for sale in the ordinary course of business, use in the production or supply of services or for administrative purposes.

Investment properties are measured initially at cost and subsequently at fair value with any change therein recognised in profit or loss for the period in which they arise.

Cost includes expenditure that is directly attributable to the acquisition of the investment property.

An investment property is derecognised on its disposal, or when it is permanently withdrawn from use and no future economic benefits are expected from its disposal. The difference between the net disposal proceeds and the carrying amount is recognised in profit or loss in the period in which the item is derecognised.

(ii) Reclassifications to/from investment properties carried at fair value

When an item of property and equipment is transferred to investment properties following a change in its use, any difference arising at the date of transfer between the carrying amount of the item immediately prior to transfer and its fair value is recognised directly in equity as a revaluation of property and equipment. However, if a fair value gain reverses a previous impairment loss, the gain is recognised in profit or loss. Upon disposal of an investment property, any surplus previously recorded in equity is transferred to retained earnings; the transfer is not made through profit or loss.

When the use of a property changes such that it is reclassified as property and equipment, its fair value at the date of reclassification becomes its cost for subsequent accounting.

2. Significant accounting policies (continued)

(e) Financial instruments

(i) Initial recognition and measurement

A financial asset or a financial liability is recognised in the statement of financial position when, and only when, the Company becomes a party to the contractual provisions of the instrument.

A financial instrument is recognised initially, at its fair value plus, in the case of a financial instrument not at fair value through profit or loss, transaction costs that are directly attributable to the acquisition or issue of the financial instrument.

An embedded derivative is recognised separately from the host contract and accounted for as a derivative if, and only if, it is not closely related to the economic characteristics and risks of the host contract and the host contract is not categorised at fair value through profit or loss. The host contract, in the event an embedded derivative is recognised separately, is accounted for in accordance with policy applicable to the nature of the host contract.

(ii) Financial instrument categories and subsequent measurement

The Company categorises financial instruments as follows:

Financial assets

(a) Financial assets at fair value through profit or loss

Fair value through profit or loss category comprises financial assets that are held for trading, including derivatives (except for a derivative that is a financial guarantee contract or a designated and effective hedging instrument) or financial assets that are specifically designated into this category upon initial recognition.

Derivatives that are linked to and must be settled by delivery of unquoted equity instruments whose fair values cannot be reliably measured are measured at cost.

Other financial assets categorised as fair value through profit or loss are subsequently measured at their fair values with the gain or loss recognised in profit or loss.

2. Significant accounting policies (continued)

(e) Financial instruments (continued)

(ii) Financial instrument categories and subsequent measurement (continued)

Financial assets (continued)

(b) Held-to-maturity investments

Held-to-maturity investments category comprises debt instruments that are quoted in an active market and the Company has the positive intention and ability to hold them to maturity.

Financial assets categorised as held-to-maturity investments are subsequently measured at amortised cost using the effective interest method.

(c) Loans and receivables, excluding insurance receivables

Loans and receivables category comprises debt instruments that are not quoted in an active market which includes deposits with financial institutions and other receivables.

Financial assets categorised as loans and receivables are subsequently measured at amortised cost using the effective interest method.

(d) Available-for-sale financial assets

Available-for-sale category comprises investment in equity and debt securities instruments that are not held for trading.

Investments in equity instruments that do not have a quoted market price in an active market and whose fair value cannot be reliably measured are measured at cost. Other financial assets categorised as available-for-sale are subsequently measured at their fair values with the gain or loss recognised in other comprehensive income, except for impairment losses, foreign exchange gains and losses arising from monetary items and gains and losses of hedged items attributable to hedge risks of fair value hedges which are recognised in profit or loss. On derecognition, the cumulative gain or loss recognised in other comprehensive income is reclassified from equity into profit or loss. Interest calculated for a debt instrument using the effective interest method is recognised in profit or loss.

2. Significant accounting policies (continued)

(e) Financial instruments (continued)

(ii) Financial instrument categories and subsequent measurement (continued)

Financial assets (continued)

(e) Insurance receivables

Insurance receivables are recognised when due and measured on initial recognition at the fair value of the consideration received or receivable. Subsequent to initial recognition, insurance receivables are measured at amortised cost, using the effective yield method.

Insurance receivables are derecognised when the derecognition criteria for financial assets, as described in Note 2(e)(iv), have been met.

All financial assets, except for those measured at fair value through profit or loss, are subject to review for impairment (see Note 2(f)(i) and (ii)).

Financial liabilities

All financial liabilities (including insurance payable) are subsequently measured at amortised cost other than those categorised as fair value through profit or loss.

Fair value through profit or loss category comprises financial liabilities that are held for trading, derivatives (except for a derivative that is a financial guarantee contract or a designated and effective hedging instrument) or financial liabilities that are specifically designated into this category upon initial recognition.

Derivatives that are linked to and must be settled by delivery of equity instruments that do not have a quoted price in an active market for identical instruments whose fair values otherwise cannot be reliably measured are measured at cost.

Other financial liabilities categorised as fair value through profit or loss are subsequently measured at their fair values with the gain or loss recognised in profit or loss.

2. Significant accounting policies (continued)

(e) Financial instruments (continued)

(iii) Regular way purchase or sale of financial assets

A regular way purchase or sale is a purchase or sale of a financial asset under a contract whose terms require delivery of the asset within the time frame established generally by regulation or convention in the market place concerned.

A regular way purchase or sale of financial assets is recognised and derecognised, as applicable, using trade date accounting. Trade date accounting refers to:

- (a) the recognition of an asset to be received and the liability to pay for it on the trade date, and
- (b) derecognition of an asset that is sold, recognition of any gain or loss on disposal and the recognition of a receivable from the buyer for payment on the trade date.

(iv) Derecognition

A financial asset or part of it is derecognised when, and only when the contractual rights to the cash flows from the financial asset expire or control of the asset is not retained or substantially all risks and rewards of the financial asset is transferred to another party. On derecognition of a financial asset, the difference between the carrying amount and the sum of the consideration received (including any new asset obtained less any new liability assumed) and any cumulative gain or loss that had been recognised in equity is recognised in the profit or loss.

A financial liability or a part of it is derecognised when, and only when, the obligation specified in the contract is discharged or cancelled or expires. On derecognition of a financial liability, the difference between the carrying amount of the financial liability extinguished or transferred to another party and the consideration paid, including any non-cash assets transferred or liabilities assumed, is recognised in profit or loss.

2. Significant accounting policies (continued)

(f) Impairment

(i) Financial assets, excluding insurance receivables

All financial assets (except for financial assets categorised as fair value through profit or loss) are assessed at each reporting date whether there is any objective evidence of impairment as a result of one or more events having an impact on the estimated future cash flows of the asset. Losses expected as a result of future events, no matter how likely, are not recognised. For an investment in an equity instrument, a significant or prolonged decline in the fair value below its cost is an objective evidence of impairment. If any such objective evidence exists, then the impairment loss of the financial asset is estimated.

An impairment loss in respect of loans and receivables (excluding insurance receivables as set out in Note 2(f)(ii) below) and held-to-maturity investments is recognised in profit or loss and is measured as the difference between the asset's carrying amount and the present value of estimated future cash flows discounted at the asset's original effective interest rate. The carrying amount of the asset is reduced through the use of an allowance account.

An impairment loss in respect of available-for-sale financial assets is recognised in profit or loss and is measured as the difference between the asset's acquisition cost (net of any principal repayment and amortisation) and the asset's current fair value, less any impairment loss previously recognised. Where a decline in the fair value of an available-for-sale financial asset has been recognised in the other comprehensive income, the cumulative loss in other comprehensive income is reclassified from equity to profit or loss.

An impairment loss in respect of unquoted equity instrument that is carried at cost is recognised in profit or loss and is measured as the difference between the financial asset's carrying amount and the present value of estimated future cash flows discounted at the current market rate of return for a similar financial asset.

Impairment losses recognised in profit or loss for an investment in an equity instrument classified as available-for-sale is not reversed through profit or loss.

If, in a subsequent period, the fair value of a debt instrument increases and the increase can be objectively related to an event occurring after the impairment loss was recognised in profit or loss, the impairment loss is reversed, to the extent that the asset's carrying amount does not exceed what the carrying amount would have been had the impairment not been recognised at the date the impairment is reversed. The amount of the reversal is recognised in profit or loss.

2. Significant accounting policies (continued)

(f) Impairment (continued)

(ii) Insurance receivables

Insurance receivables are assessed at each reporting date whether there is any objective evidence of impairment as a result of one or more events having an impact on the estimated future cash flows of the asset. Losses expected as a result of future events, no matter how likely, are not recognised. An objective evidence of impairment is deemed to exist where the principal or interest or both for insurance receivables is past due for more than 90 days or 3 months, as prescribed in the Guidelines on Financial Reporting for Insurers issued by BNM.

An impairment loss in respect of insurance receivables is recognised in profit or loss and is measured as the difference between the asset's carrying amount and the present value of estimated future cash flows discounted at the asset's original effective interest rate. The carrying amount of the insurance receivables is reduced through the use of an allowance account.

If, in a subsequent period, the fair value of insurance receivables increases and the increase can be objectively related to an event occurring after the impairment loss was recognised in profit or loss, the impairment loss is reversed, to the extent that the asset's carrying amount does not exceed what the carrying amount would have been had the impairment not been recognised at the date the impairment is reversed. The amount of the reversal is recognised in the profit or loss.

(iii) Other assets

The carrying amounts of other assets (except for investment properties measured at fair value) are reviewed at the end of each reporting period to determine whether there is any indication of impairment. If any such indication exists, then the asset's recoverable amount is estimated.

For the purpose of impairment testing, assets are grouped together into the smallest group of assets that generates cash inflows from continuing use that are largely independent of the cash inflows of other assets or cash-generating units.

The recoverable amount of an asset or cash-generating unit is the greater of its value in use and its fair value less costs of disposal. In assessing value in use, the estimated future cash flows are discounted to their present value using a pre-tax discount rate that reflects current market assessments of the time value of money and the risks specific to the asset or cash-generating unit.

2. Significant accounting policies (continued)

(f) Impairment (continued)

(iii) Other assets (continued)

An impairment loss is recognised if the carrying amount of an asset or its related cash-generating unit exceeds its estimated recoverable amount. Impairment losses are recognised in the profit or loss. Impairment losses recognised in respect of cash-generating units are allocated to reduce the carrying amounts of the other assets in the cash-generating unit (groups of cash-generating units) on a pro-rata basis.

Impairment losses recognised in prior periods are assessed at the end of each reporting period for any indications that the loss has decreased or no longer exists. An impairment loss is reversed if there has been a change in the estimates used to determine the recoverable amount since the last impairment loss was recognised. An impairment loss is reversed only to the extent that the asset's carrying amount does not exceed the carrying amount that would have been determined, net of depreciation or amortisation, if no impairment loss had been recognised. Reversals of impairment losses are credited to profit or loss in the year in which the reversals are recognised.

(g) Compound financial instruments

A compound financial instrument is a non-derivative financial instrument that contains both a liability and an equity component.

Compound financial instruments issued by the Company comprise convertible subordinated term loan that can be converted to share capital at the option of the holder, when the numbers of shares to be issued does not vary with changes in their fair value.

The proceeds are first allocated to the liability component, determined based on the fair value of the similar liability that does not have a conversion feature or similar associated equity component. The residual amount is allocated as the equity component. Any directly attributable transaction costs are allocated to the liability and equity components in proportion to their initial carrying amounts.

Subsequent to initial recognition, the liability component of a compound financial instrument is measured at amortised cost using the effective interest method. The equity component of a compound financial instrument is not remeasured subsequent to initial recognition.

Interest and losses and gains relating to the financial liability are recognised in profit or loss. On conversion, the financial liability is reclassified to equity, no gain or loss is recognised on conversion.

2. Significant accounting policies (continued)

(h) Product classification

The Company issues contracts that transfer insurance risk or financial risk or both.

Financial risk is the risk of a possible future change in one or more of a specified interest rate, financial instrument price, commodity price, foreign exchange rate, index of price or rate, credit rating or credit index or other variable, provided in the case of a non-financial variable that the variable is not specific to a party to the contract. Insurance risk is the risk other than financial risk.

Insurance contracts are those contracts that transfer significant insurance risk. An insurance contract is a contract under which the Company (the insurer) has accepted significant insurance risk from another party (the cedants) by agreeing to compensate the cedants if a specified uncertain future event (the insured event) adversely affects the cedants. As a general guideline, the Company determines whether it has significant insurance risk, by comparing benefits paid with benefits payable if the insured event did not occur.

Investment contracts are those contracts that do not transfer significant insurance risk.

Once a contract has been classified as an insurance contract, it remains an insurance contract for the remainder of its life-time, even if the insurance risk reduces significantly during this period, unless all rights and obligations are extinguished or expire. Investment contracts can, however, be reclassified as insurance contracts after inception if insurance risk becomes significant.

For financial options and guarantees which are not closely related to the host insurance contract, bifurcation is required to measure these embedded derivatives separately at fair value through profit or loss. However, bifurcation is not required if the embedded derivative is itself an insurance contract, or if the host insurance contract is measured at fair value through profit or loss.

When insurance contracts contain both a financial risk component and a significant insurance risk component and the cash flows from the two components are distinct and can be measured reliably, the underlying amounts are unbundled. Any premiums relating to the insurance risk component are accounted for on the same bases as insurance contracts and the remaining element is accounted for as a deposit through the statement of financial position similar to investment contracts.

2. Significant accounting policies (continued)

(i) Reinsurance

The Company cedes insurance risk in the normal course of business for all of its businesses. Reinsurance assets represent balances due from reinsurance companies. Amounts recoverable from reinsurers are estimated in a manner consistent with the outstanding claims provision or settled claims associated with the reinsurer's policies and are in accordance with the related reinsurance contracts.

Ceded reinsurance arrangements do not relieve the Company from its obligations to cedants. Premiums and claims are presented on a gross basis for both ceded and assumed reinsurance.

Reinsurance assets are reviewed for impairment at each reporting date or more frequently when an indication of impairment arises during the reporting period. Impairment occurs when there is objective evidence as a result of an event that occurred after initial recognition of the reinsurance asset that the Company may not receive all outstanding amounts due under the terms of the contract and the event has a reliably measurable impact on the amounts that the Company will receive from the reinsurer. The impairment loss, if any, is recorded in profit or loss.

Gains or losses on buying reinsurance are recognised in profit or loss immediately at the date of purchase and are not amortised.

Premiums and claims on assumed reinsurance are recognised as revenue or expenses in the same manner as they would be if the reinsurance were considered direct business, taking into account the product classification of the reinsured business. Reinsurance liabilities represent balances due to reinsurance companies. Amounts payable are estimated in a manner consistent with the related reinsurance contract.

Reinsurance assets or liabilities are derecognised when the contractual rights are extinguished or expire or when the contract is transferred to another party.

Reinsurance contracts that do not transfer significant insurance risk are accounted for directly through the statement of financial position. These are deposit assets or financial liabilities that are recognised based on the consideration paid or received less any explicit identified premiums or fees to be retained by the reinsured. Investment income on these contracts is accounted for using the effective yield method when accrued.

2. Significant accounting policies (continued)

(j) General insurance underwriting results

The general insurance underwriting results are determined after taking into premiums, commissions, unearned premiums and claims incurred.

Written premiums include premiums on contracts entered into during the period, irrespective whether they relate in part to later financial period. Written premiums are disclosed gross of commission payable to cedants and intermediaries.

(i) *Facultative business*

Premium from facultative business including premium in the pipeline is recognised as income on the inception date basis.

(ii) *Treaty business*

Premium from treaty business including premium in the pipeline is recognised on an accrual basis. The management of the Company is of the view that the policy gives a true and fair view of the financial position and the results of its operations as it accords with the accrual basis of accounting, resulting in consistently four quarters of treaty business being recognised in a particular financial year.

Provision for Unearned Premiums

Provision for unearned premiums is the higher of the aggregate of the Unearned Premium Reserves ("UPR") for all lines of business and the best estimate of the Unexpired Risk Reserves ("URR") at the required risk margin for adverse deviation.

Unearned Premium Reserves

The UPR represents the portion of net premium income of reinsurance policies written that relates to the unexpired periods of the policies at the end of the financial year.

In determining the UPR at the end of the reporting period, the method that most accurately reflects the actual unearned premium is used. The methods used at the end of the current and previous financial year are set out below.

2. Significant accounting policies (continued)

(j) General insurance underwriting results (continued)

Malaysian and Non-Malaysian Business – method prescribed by BNM

“1/8” method is applied to premiums for Malaysian and Non-Malaysian policies. This is further adjusted for reinsurance ceded to foreign reinsurers by deducting the lower of:

- (i) the premium ceded to foreign reinsurers as required under the guidelines issued by BNM; and
- (ii) the deposits retained from foreign reinsurers for which premiums are accounted during the preceding twelve months.

Unexpired Risk Reserves

The URR is the prospective estimate of the expected future payments arising from future events insured under policies in force as at the valuation date and also includes allowance for the insurer’s expenses, including overheads and cost of reinsurance, expected to be incurred during the unexpired period in administering these policies and settling the relevant claims, and expected future premium refunds.

(k) Insurance contract liabilities

General insurance contract liabilities comprise outstanding claims provision and provision for unearned premiums.

Outstanding claims provision are based on the estimated ultimate cost of all claims incurred but not settled at the end of the reporting period, whether reported or not, together with related claims handling costs and reduction for the expected value of salvage and other recoveries. Delays can be experienced in the notification and settlement of certain types of claims, therefore, the ultimate cost of these claims cannot be known with certainty at the end of the reporting period. The liability is calculated at the reporting date using a range of standard actuarial claim projection techniques based on empirical data and current assumptions that may include a margin for adverse deviation. The liability is not discounted for the time value of money. No provision for equalisation is recognised. The liabilities are derecognised when the contract expires, is discharged or is cancelled.

The provision for unearned premiums represents premiums received for risks that have not yet expired. Generally, the reserve is released over the term of the contract and is recognised as premium income.

2. Significant accounting policies (continued)

(l) Acquisition cost and deferred acquisition costs (“DAC”)

The cost of acquiring and renewing reinsurance policies net of income derived from retroceding reinsurance premiums is recognised as incurred and properly allocated to the periods in which it is probable they give rise to income. Acquisition costs or retroceding income which are not recoverable, or not payable in the event of a termination of the policy to which they relate, are not deferred but are recognised in the period in which they occur.

Subsequent to initial recognition, these costs are amortised/allocated to the periods according to the original policies which give rise to income. Amortisation is recognised in profit or loss.

An impairment review is performed at each reporting date or more frequently when an indication of impairment arises. When the recoverable amount is less than the carrying value, an impairment loss is recognised in profit or loss.

DAC is derecognised when the related contracts are either settled or disposed of.

(m) Other income recognition

(i) Interest income

Interest income is recognised on an accrual basis using the effective yield method in profit or loss. Fees and commissions that are an integral part of the effective yield of the financial asset or liability are recognised as an adjustment to the effective yield of the instrument.

(ii) Rental income

Rental income from investment property is recognised in profit or loss on a straight-line basis over the term of the lease. Lease incentives granted are recognised as an integral part of the total rental income, over the term of the lease. Rental income from subleased property is recognised as other income.

(iii) Dividend income

Dividend income is recognised in profit or loss on the date that the Company's right to receive payment is established, which in the case of quoted securities is the ex-dividend date.

2. Significant accounting policies (continued)

(m) Other income recognition (continued)

(iv) Realised gains and losses on investments

Realised gains and losses recorded in profit or loss on investments include gains and losses on financial assets and investment properties. Gains and losses on the sale of investments are calculated as the difference between net sales proceeds and the original or amortised cost and are recorded on occurrence of the sale transaction.

(n) Employee benefits

(i) Short-term employee benefits

Short-term employee benefit obligations in respect of salaries, annual bonuses, paid annual leave and sick leave are measured on an undiscounted basis and are expensed as the related service is provided.

A liability is recognised for the amount expected to be paid under short-term cash bonus or profit-sharing plans if the Company has a present legal or constructive obligation to pay this amount as a result of past service provided by the employee and the obligation can be estimated reliably.

(ii) State plans

The Company's contributions to statutory pension funds are charged to profit or loss in the financial year to which they relate. Prepaid contributions are recognised as an asset to the extent that a cash refund or a reduction in future payments is available.

(o) Cash and cash equivalents

Cash and cash equivalents consist of cash on hand, balances and deposits with banks and highly liquid investments which have an insignificant risk of changes in fair value with original maturities of three months or less, and are used by the Company in the management of their short-term commitments. For the purpose of the statement of cash flows, cash and cash equivalents are presented net of bank overdrafts and pledged deposits.

2. Significant accounting policies (continued)

(p) Provisions

A provision is recognised if, as a result of a past event, the Company has a present, legal or constructive obligation that can be estimated reliably, and it is probable that an outflow of economic benefits will be required to settle the obligation. Provisions are determined by discounting the expected future cash flows at a pre-tax rate that reflects current market assessments of the time value of money and the risks specific to the liability. The unwinding of the discount is recognised as finance cost.

(q) Income tax

Income tax expense comprises current and deferred tax. Current tax and deferred tax are recognised in the profit or loss except to the extent that it relates to items recognised directly in equity or other comprehensive income.

Current tax is the expected tax payable or receivable on the taxable income or loss for the year, using tax rates enacted or substantively enacted by the end of the reporting period, and any adjustment to tax payable in respect of previous financial years.

Deferred tax is recognised using the liability method, providing for temporary differences between the carrying amounts of assets and liabilities in the statement of financial position and their tax bases. Deferred tax is not recognised for the initial recognition of assets or liabilities in a transaction that is not a business combination and that affects neither accounting nor taxable profit or loss. Deferred tax is measured at the tax rates that are expected to be applied to the temporary differences when they reverse, based on the laws that have been enacted or substantively enacted by the end of the reporting period.

Where investment properties are carried at their fair value in accordance with the accounting policy set out in Note 2(d), the amount of deferred tax recognised is measured using the tax rates that would apply on sale of those assets at their carrying value at the reporting date unless the property is depreciable and is held with the objective to consume substantially all of the economic benefits embodied in the property over time, rather than through sale. In all other cases, the amount of deferred tax recognised is measured based on the expected manner of realisation or settlement of the carrying amount of the assets and liabilities, using tax rates enacted or substantively enacted at the reporting date. Deferred tax assets and liabilities are not discounted.

Deferred tax assets and liabilities are offset if there is a legally enforceable right to offset current tax liabilities and assets, and they relate to income taxes levied by the same tax authority on the same taxable entity, or on different tax entities, but they intend to settle current tax liabilities and assets on a net basis or their tax assets and liabilities will be realised simultaneously.

2. Significant accounting policies (continued)

(q) Income tax (continued)

A deferred tax asset is recognised to the extent that it is probable that future taxable profits will be available against which temporary difference can be utilised. Deferred tax assets are reviewed at end of each reporting period and are reduced to the extent that it is no longer probable that the related tax benefit will be realised.

(r) Affiliated company

Affiliated company is a company having an equity interest of between 20% to 50% in the Company and including other corporations related to the said affiliated company.

(s) Significant accounting judgements, estimates and assumptions

The Company has assessed the development, selection and disclosure of the critical accounting policies and estimates, and the application of these policies and estimates. The critical accounting estimates made by the management in applying accounting policies relate mainly to the provision for unearned premiums and insurance claims.

Insurance contract provisions for general reinsurance business consist of claims liabilities and premium liabilities. The process undertaken by the Company to derive the insurance contract provisions of the general reinsurance business is as follow:

(i) Process in determining claims liabilities

The Company determines the claims liabilities in accordance with the Risk-Based Capital Framework as well as internationally recognised practices. The assumptions used in the estimation of insurance assets and liabilities are intended to result in provision which are sufficient to cover any liabilities arising out of insurance contracts to the extent that can be reasonably foreseen.

However, given the uncertainty in establishing a provision for insurance claims, it is likely that the final outcome will prove to be different from the original liability established.

Provision is made at the end of the reporting period for the expected ultimate cost of settlement for all claims incurred in respect of events up to that date, whether reported or not, together with related claims handling expenses plus a "Provision of Risk Margin for Adverse Deviation" ("PRAD") at 75% probability of adequacy.

2. Significant accounting policies (continued)

(s) Significant accounting judgements, estimates and assumptions (continued)

(i) Process in determining claims liabilities (continued)

The data used for determining the expected ultimate claims liability is collated internally based on information received from cedants relating to business underwritten by the Company. This is further supplemented by externally available information on industry statistic and trends plus internal pricing loss assumptions used in the pricing model, where available.

The Company's reserving methodology is intended to result in the expected outcome for the ultimate loss settlement for each type and class of business. The Company also considers the nature of the risk underwritten, geographical location, sum insured, and previous experience to estimate expected loss ratios for each class of business and underwriting year. The derived expected loss ratios are checked to ensure that they are consistent with observable market trends, internal pricing loss ratios or other market information, as considered necessary.

The Company sets aside case reserve after taking into consideration the claim circumstances, current available information and historical evidence of similar claims. Case estimates are reviewed regularly and updated as and when new information becomes available. However, the ultimate claim liabilities may vary as a result of subsequent development.

The Company systematically and periodically reviews the provisions established and adjust the loss estimation process in an effort to achieve minimum variation between the actual final outcome and the original projection. The provision for outstanding claims liabilities have been determined in current values.

In estimating the claim liabilities, the selected Ultimate Loss Ratios ("ULRs") for each reserving cohort have been based on Estimated Loss ratio, Link Ratio and Bornhuetter-Ferguson methods. Triangulations have been built for all lines of business. The selected ULR is then applied to Net Earned Premium ("NEP") in order to project the amount of ultimate loss for each underwriting year. The ultimate loss amount is then reduced by claims paid or incurred for known claims for each underwriting year in order to estimate the amount of Incurred But Not Reported ("IBNR") losses.

2. Significant accounting policies (continued)

(s) Significant accounting judgements, estimates and assumptions (continued)

(ii) Process in determining premium liabilities

The Company determines the premium liabilities based on the higher of unearned premium reserves (“UPR”) and unexpired risk reserves (“URR”) at the required risk margin of adverse deviation.

The URR is the prospective estimate of the expected future payments arising from future events insured under policies in force as at the valuation date and also includes allowance for the insurer’s expenses, including overheads and cost of reinsurance, expected to be incurred during the unexpired period in administering these policies and settling the relevant claims, and expected future premium refunds.

(t) Fair value measurements

Fair value of an asset or a liability, except for lease transactions, is determined as the price that would be received to sell an asset or paid to transfer a liability in an orderly transaction between market participants at the measurement date. The measurement assumes that the transaction to sell the asset or transfer the liability takes place either in the principal market or in the absence of a principal market, in the most advantageous market.

For non-financial asset, the fair value measurement takes into account a market participant’s ability to generate economic benefits by using the asset in its highest and best use or by selling it to another market participant that would use the asset in its highest and best use.

When measuring the fair value of an asset or a liability, the Company uses observable market data as far as possible. Fair value are categorised into different levels in a fair value hierarchy based on the input used in the valuation technique as follows:

- Level 1: quoted prices (unadjusted) in active markets for identical assets or liabilities that the Company can access at the measurement date.
- Level 2: inputs other than quoted prices included within Level 1 that are observable for the asset or liability, either directly or indirectly.
- Level 3: unobservable inputs for the asset or liability.

The Company recognises transfers between levels of the fair value hierarchy as of the date of the event or change in circumstances that caused the transfers.

3. Property and equipment

	Buildings RM'000	Computer equipment RM'000	Office equipment RM'000	Furniture and fittings RM'000	Renovation RM'000	Motor vehicles RM'000	Total RM'000
<i>Cost/Valuation</i>							
At 1 January 2015	8,537	1,282	199	259	368	388	11,033
Additions	-	53	16	-	-	-	69
Revaluation of property	56	-	-	-	-	-	56
Transfer to investment properties	(2,426)	-	-	-	-	-	(2,426)
Transfer from investment properties	2,990	-	-	-	-	-	2,990
Disposals	-	(91)	(2)	-	-	-	(93)
At 31 December 2015/1 January 2016	9,157	1,244	213	259	368	388	11,629
Additions	-	21	-	-	-	-	21
At 31 December 2016	9,157	1,265	213	259	368	388	11,650
<i>Accumulated depreciation</i>							
At 1 January 2015	17	989	173	243	295	45	1,762
Depreciation for the year	192	181	23	14	38	78	526
Revaluation of property	(138)	-	-	-	-	-	(138)
Transfer to investment properties	(54)	-	-	-	-	-	(54)
Disposals	-	(86)	(1)	-	-	-	(87)
At 31 December 2015/1 January 2016	17	1,084	195	257	333	123	2,009
Depreciation for the year	210	128	10	2	30	77	457
Revaluation of property	(209)	-	-	-	-	-	(209)
At 31 December 2016	18	1,212	205	259	363	200	2,257
<i>Carrying amounts</i>							
At 1 January 2015	8,520	293	26	16	73	343	9,271
At 31 December 2015/1 January 2016	9,140	160	18	2	35	265	9,620
At 31 December 2016	9,139	53	8	-	5	188	9,393

Company No. 762294-T

3. Property and equipment (continued)

- 3.1 Buildings were revalued as at 31 December 2016 by VPC Alliance (KL) Sdn. Bhd., a firm of independent professional valuers that has appropriate recognised professional qualifications and recent experience in the location and category of the properties being valued. The fair values are based on open market values, being the estimated amount for which a property could be exchanged on the date of the valuation between a willing buyer and a willing seller in an arm's length transaction after proper marketing wherein the parties have each acted knowledgeable, prudently and without compulsion.

Had the buildings been carried at historical cost less accumulated depreciation, the carrying amount of the buildings that would have been included in the statement of financial position at end of the year are as follows:

	2016 RM'000	2015 RM'000
Buildings	<u>6,583</u>	<u>6,737</u>

- 3.2 The strata titles of the buildings with carrying amount of RM9,139,000 (2015: RM9,140,000) have yet to be registered under the name of the Company.

Fair value information

Fair value of buildings are categorised as follows:

	Level 1 RM'000	Level 2 RM'000	Level 3 RM'000	Total RM'000
2016				
Buildings	-	9,139	-	<u>9,139</u>
2015				
Buildings	-	9,140	-	<u>9,140</u>

4. Investment properties

	2016 RM'000	2015 RM'000
At 1 January	38,721	38,806
Transfer from property and equipment	-	2,372
Transfer to property and equipment	-	(2,990)
Change in fair value – profit or loss	-	533
At 31 December	<u>38,721</u>	<u>38,721</u>

Investment properties comprise a number of commercial properties that are leased to third parties. The strata titles of the investment properties with a carrying amount of RM38,721,000 (2015: RM38,721,000) have yet to be registered under the name of the Company.

Company No. 762294-T

4. Investment properties (continued)

The following are recognised in the profit or loss in respect of investment properties:

	2016 RM'000	2015 RM'000
Rental income	1,813	2,311
Fair value gain and losses	<u>-</u>	<u>533</u>

Fair value information

Fair value of investment properties are categorised as follows:

	Level 1 RM'000	Level 2 RM'000	Level 3 RM'000	Total RM'000
2016				
Buildings	-	38,721	-	<u>38,721</u>
2015				
Buildings	-	38,721	-	<u>38,721</u>

Policy on transfer between levels

The fair value of an asset to be transferred between levels is determined as of the date of the event or change in circumstances that caused the transfer.

Level 1 fair value

Level 1 fair value is derived from quoted price (unadjusted) in active markets for identical investment properties that the entity can access at the measurement date.

Level 2 fair value

Level 2 fair value is estimated using inputs other than quoted prices included within Level 1 that are observable for the investment property, either directly or indirectly.

Level 2 fair values of land and buildings have been generally derived using the sales comparison approach. Sales price of comparable units in the same investment property are adjusted for differences in key attributes such as property size. The most significant input into this valuation approach is price per square foot of comparable units in the same investment property.

Transfer between Level 1 and 2 fair values

There is no transfer between Level 1 and 2 fair values during the financial year.

Level 3 fair value

Level 3 fair value is estimated using unobservable inputs for the investment property.

5. Investments

(a) Available-for-sale (“AFS”) financial assets

All the Company’s investments are classified as available-for-sale (“AFS”) financial assets. The carrying values of the AFS financial assets are measured at fair value and comprised as follows:

	2016 RM’000	2015 RM’000
Unquoted in Malaysia		
Malaysian Government Securities/ Government Investment Issues	35,777	34,544
Corporate debt securities	185,049	196,816
Quoted in Malaysia		
Equity securities	2,015	18,761
Unit trust	80,831	121,701
	<u>303,672</u>	<u>371,822</u>

(b) Estimation of fair values

The fair values of quoted securities and unit trusts are their quoted closing market prices at the end of the reporting period.

The fair values for Malaysian Government Securities, Government Investment Issues and corporate debt securities are their indicative mid market prices or last traded prices quoted by Bond Pricing Agency Malaysia and Bloomberg at the end of the reporting period.

(c) Carrying values of investments

	2016 RM’000	2015 RM’000
At 1 January	371,822	434,941
Addition	161,331	268,715
Disposal/Maturity/Repayment	(226,468)	(331,045)
Fair value loss recorded in other comprehensive income	(2,746)	(413)
Amortisation of premium	(348)	(431)
Accretion of discounts	81	55
At 31 December	<u>303,672</u>	<u>371,822</u>

Company No. 762294-T

6. Reinsurance assets

	Note	2016 RM'000	2015 RM'000
Reinsurance of insurance contracts			
Claims liabilities	15(a)	376,718	460,999
Premium liabilities	15(b)	94,576	172,449
	15	<u>471,294</u>	<u>633,448</u>

7. Insurance receivables

	Note	2016 RM'000	2015 RM'000
Amount due from cedants		31,978	76,042
Amount due from affiliated companies	7.1	<u>17,604</u>	<u>-</u>
		49,582	76,042
Premium reserve deposits due from affiliated company		<u>5,139</u>	<u>2,248</u>
		54,721	78,290
Less: Impairment loss		<u>(102)</u>	<u>(102)</u>
		<u>54,619</u>	<u>78,188</u>

7.1 The amount due from affiliated companies is unsecured, interest free and repayable on demand.

8. Others receivables

	Note	2016 RM'000	2015 RM'000
Income due and accrued		3,254	3,352
Other receivables	8.1	<u>6,081</u>	<u>1,901</u>
		<u>9,335</u>	<u>5,253</u>

8.1 Included in other receivables is an amount due from affiliated companies of RM403,690 (2015: RM426,571) which is unsecured, interest free and repayable on demand.

Company No. 762294-T

9. Deferred acquisition costs

	2016 RM'000	2015 RM'000
Gross of reinsurance		
At 1 January	32,876	35,523
Movement during the year	<u>(13,997)</u>	<u>(2,647)</u>
At 31 December	<u>18,879</u>	<u>32,876</u>
Reinsurance		
At 1 January	(31,549)	(32,504)
Movement during the year	<u>14,936</u>	<u>955</u>
At 31 December	<u>(16,613)</u>	<u>(31,549)</u>
Net of reinsurance		
At 1 January	1,327	3,019
Movement during the year	<u>939</u>	<u>(1,692)</u>
At 31 December	<u>2,266</u>	<u>1,327</u>

10. Deferred tax liabilities

The amounts, determined after appropriate offsetting, are as follows:

	2016 RM'000	2015 RM'000
Deferred tax liabilities	<u>2,582</u>	<u>1,452</u>

Deferred tax assets and liabilities are attributable to the following:

	2016 RM'000	2015 RM'000
Deferred tax liabilities:		
Investment property	2,044	2,350
Available-for-sale reserve	-	134
Revaluation reserve	154	144
Others	<u>1,242</u>	<u>-</u>
	3,440	2,628
Offsetting against deferred tax asset		
Available-for-sale reserve	(370)	-
Provisions	(488)	(754)
Others	<u>-</u>	<u>(422)</u>
Net deferred tax liabilities	<u>2,582</u>	<u>1,452</u>

Company No. 762294-T

10. Deferred tax liabilities (continued)

Movement in temporary differences during the financial year

	At 1.1.2015 RM'000	Recognised in profit or loss (Note 26) RM'000	Recognised in other comprehensive income RM'000	At 31.12.2015/ 1.1.2016 RM'000	Recognised in profit or loss (Note 26) RM'000	Recognised in other comprehensive income RM'000	At 31.12.2016 RM'000
<i>Deferred tax assets/(liabilities) subject to Income Tax</i>							
Investment property	(2,153)	(197)	-	(2,350)	306	-	(2,044)
Provisions	1,273	(519)	-	754	(266)	-	488
Available-for-sale reserve	(22)	-	(112)	(134)	-	504	370
Others	(794)	1,216	-	422	(1,664)	-	(1,242)
	(1,696)	500	(112)	(1,308)	(1,624)	504	(2,428)
<i>Deferred tax liabilities subject to Real Property Gains Tax</i>							
Revaluation reserve	(134)	-	(10)	(144)	-	(10)	(154)
Total	(1,830)	500	(122)	(1,452)	(1,624)	494	(2,582)

Company No. 762294-T

11. Deposits with financial institutions

	2016 RM'000	2015 RM'000
Fixed deposits with licensed banks in Malaysia		
- Maturities of more than 3 months	<u>15,500</u>	<u>8,050</u>

12. Cash and cash equivalents

	2016 RM'000	2015 RM'000
Cash and bank balances	7,234	14,351
Fixed deposits with licensed banks in Malaysia		
- Maturities of less than 3 months	<u>149,666</u>	<u>159,068</u>
	<u>156,900</u>	<u>173,419</u>

13. Share capital and reserves

Share capital

	Amount 2016 RM'000	Number of shares 2016 '000	Amount 2015 RM'000	Number of shares 2015 '000
Authorised:				
At 1 January	500,000	1,085,000	500,000	1,085,000
- 'A' Ordinary Shares of RM1.00 each	435,000	435,000	435,000	435,000
- 'B' Ordinary Shares of RM0.10 each	65,000	650,000	65,000	650,000
At 31 December	<u>500,000</u>	<u>1,085,000</u>	<u>500,000</u>	<u>1,085,000</u>
Issued and paid-up:				
At 1 January	255,000	300,000	255,000	300,000
- 'A' Ordinary Shares of RM1.00 each	250,000	250,000	250,000	250,000
- 'B' Ordinary Shares of RM0.10 each	5,000	50,000	5,000	50,000
At 31 December	<u>255,000</u>	<u>300,000</u>	<u>255,000</u>	<u>300,000</u>

13. Share capital and reserves (continued)

Reserves

The reserves as shown in the statements of financial position and changes in equity are as follows:

	2016 RM'000	2015 RM'000
Property revaluation reserve	2,935	2,736
Available-for-sale	(1,168)	398
Retained earnings/(Accumulated losses)	130	(26,984)
	<u>1,897</u>	<u>(23,850)</u>

Property revaluation reserve

The property revaluation reserve relates to the revaluation of buildings since 2010. It is not distributable as dividend until after the sale of the buildings.

Fair value reserve

The fair value reserve comprises the cumulative net change in the fair value of available-for-sale financial assets until the investments are derecognised or impaired.

14. Loans and borrowings

The Company has obtained a non-secured convertible subordinated loan (“loan”) amounting to RM60,000,000 on 24 April 2012 to restore the Company’s Capital Adequacy Ratio (“CAR”) to above the internal target capital level. This loan has a tenure of 50 years with an option to be repayable at the end of the fifth year from the first drawdown date.

Interest of 8% per annum for 5 years and 10% per annum after the fifth year is charged and deemed repayable bi-yearly. An additional charge of 2% per annum will be imposed if the interest remained unpaid after the seventh year. However, the interest repayment can only be made when the Company meets its internal target capital level as agreed by BNM.

At any time during the term of the loan, the Company has an option to convert either part or entire of the loan amount into B ordinary shares, subject to the fulfillment of the following conditions:

- (i) BNM’s written consent to and approval of the proposed conversion being obtained;
- (ii) prior written consent to the proposed conversion being obtained from the Shareholders; and
- (iii) the Company maintains, both before and after the proposed conversion, a rating of not less than an “A-” upon such terms and conditions as may be mutually agreed between the Company and its rating agency at the relevant time.

The Company has made an assessment on the conversion option value by comparing against similar debt instruments without the equity conversion option. The assessment shows that the conversion option carries no value, hence the fair value of the liability component of the convertible loan at 31 December 2016 equals to the face value of the loan at RM60,000,000.

The non-secured convertible subordinated loan is to be treated as Tier-2 capital under the RBC Framework.

15. Insurance contract liabilities

Note	2016		2015	
	Gross RM'000	Reinsurance RM'000	Reinsurance RM'000	Net RM'000
General insurance	649,076	(471,294)	(633,448)	216,634
The general insurance contract liabilities and its movements are further analysed as follows:				
Reported by Cedants				
Provision for reported claims	299,265	(212,266)	(258,413)	102,156
Provision for IBNR	236,485	(164,452)	(202,586)	89,604
Provision for outstanding claims	535,750	(376,718)	(460,999)	191,760
Provision for unearned premiums	113,326	(94,576)	(172,449)	24,874
	649,076	(471,294)	(633,448)	216,634

Note 6

Note 6

Company No. 762294-T

15. Insurance contract liabilities (continued)**(a) Provision for outstanding claims**

	2016		2015	
	Gross RM'000	Reinsurance RM'000	Gross RM'000	Reinsurance RM'000
At 1 January	652,759	(460,999)	619,929	(412,405)
Claims incurred for the current accident year	75,950	(55,630)	127,862	(104,325)
Adjustments to claims incurred in prior accident year	24,523	(31,362)	118,377	(103,761)
Movement in FPRAD of claims liabilities at 75% confidence level	(8,863)	6,344	3,934	(5,739)
Movement in claims handling expenses	(2,491)	2,326	157	(234)
Claims paid during the year	(206,128)	162,603	(217,500)	165,465
At 31 December	535,750	(376,718)	652,759	(460,999)
		Net RM'000		Net RM'000
		191,760		207,524
		20,320		23,537
		(6,839)		14,616
		(2,519)		(1,805)
		(165)		(77)
		(43,525)		(52,035)
		159,032		191,760

(b) Provision for unearned premiums

	2016		2015	
	Gross RM'000	Reinsurance RM'000	Gross RM'000	Reinsurance RM'000
At 1 January	197,323	(172,449)	213,707	(179,927)
Premium written during the year	193,455	(160,281)	331,669	(287,094)
Premium earned during the year	(277,452)	238,154	(348,053)	294,572
At 31 December	113,326	(94,576)	197,323	(172,449)
		Net RM'000		Net RM'000
		24,874		33,780
		33,174		44,575
		(39,298)		(53,481)
		18,750		24,874

Company No. 762294-T

16. Insurance payables

	Note	2016 RM'000	2015 RM'000
Due to cedants		11,766	5,672
Due to reinsurers		30,242	52,732
Due to affiliated reinsurers	16.1	28,171	94,782
		<u>70,179</u>	<u>153,186</u>

The carrying amounts disclosed above approximate their fair values at the end of the reporting period.

16.1 Insurance payables due to affiliated reinsurers are unsecured, interest free and repayable on demand.

17. Other payables

	Note	2016 RM'000	2015 RM'000
Accrued liabilities		4,071	4,574
Interest on non-secured convertible subordinated loan		838	848
Other payable	17.1	-	1,793
		<u>4,909</u>	<u>7,215</u>

17.1 In prior year, included in the other payable is an amount due to affiliated company which was unsecured, interest free and repayable on demand.

18. Operating revenue

	2016 RM'000	2015 RM'000
Gross premium (Note 19)	193,455	331,669
Investment income (Note 20)	16,846	19,596
	<u>210,301</u>	<u>351,265</u>

19. Net earned premiums

	2016 RM'000	2015 RM'000
(a) Gross premiums		
Amount written	193,455	331,669
Change in unearned premiums provisions	83,997	16,384
	<u>277,452</u>	<u>348,053</u>

Company No. 762294-T

19. Net earned premiums (continued)

	2016 RM'000	2015 RM'000
(b) Premiums ceded		
Amount ceded	(160,281)	(287,094)
Change in unearned premiums provisions	<u>(77,873)</u>	<u>(7,478)</u>
	<u>(238,154)</u>	<u>(294,572)</u>
Net earned premiums (a + b)	<u>39,298</u>	<u>53,481</u>

20. Investment income

	2016 RM'000	2015 RM'000
Rental of properties received from third parties, net of expenses	1,497	1,954
Available-for-sale financial assets		
Interest income	13,720	14,206
Dividend income - equity securities quoted in Malaysia	523	475
Cash and cash equivalents - interest income	3,522	4,977
Accretion of discounts	81	55
Amortisation of premiums	(348)	(431)
Investment expense	(1,473)	(781)
Impairment loss of available-for-sale financial assets	<u>(676)</u>	<u>(859)</u>
	<u>16,846</u>	<u>19,596</u>

21. Realised gains and losses

	2016 RM'000	2015 RM'000
Available-for-sale financial assets		
Realised gains:		
Equity securities - quoted in Malaysia	2,232	1,425
Corporate debt securities - unquoted in Malaysia	1,425	1,158
Realised losses:		
Equity securities - quoted in Malaysia	(187)	(171)
Corporate debt securities - unquoted in Malaysia	<u>(709)</u>	<u>(411)</u>
Total net realised gains for available-for-sale financial assets	<u>2,761</u>	<u>2,001</u>

22. Fair value gains

	2016 RM'000	2015 RM'000
Investment properties (Note 4)	<u>-</u>	<u>533</u>

Company No. 762294-T

23. Commission expenses/(income)

	2016 RM'000	2015 RM'000
<i>Commission expenses</i>		
Gross acquisition costs	46,407	68,788
Movement in deferred acquisition costs	<u>13,997</u>	<u>2,647</u>
	<u>60,404</u>	<u>71,435</u>
<i>Commission income</i>		
Reinsurance income	(47,826)	(71,572)
Movement in deferred acquisition costs	<u>(14,936)</u>	<u>(955)</u>
	<u>(62,762)</u>	<u>(72,527)</u>

24. Management expenses

	Note	2016 RM'000	2015 RM'000
Staff salaries and related expenses	(a)	5,908	6,545
Directors' remuneration	(b)		
- Fees		461	443
- Other remuneration		1,112	938
Auditors' remuneration			
- Audit fees			
KPMG in Malaysia		145	145
Overseas affiliates of KPMG in Malaysia		60	60
- Other services		13	13
Depreciation of property and equipment		457	526
Allowance for impairment loss on insurance receivables		-	102
Management fees		544	590
Rental of office		64	64
Other expenses		<u>3,838</u>	<u>3,816</u>
Total management expenses		<u>12,602</u>	<u>13,242</u>

(a) Employee benefits expenses

	2016 RM'000	2015 RM'000
Wages and salaries	3,763	4,235
Social security contributions	30	23
Contribution to Employees' Provident Fund	790	832
Other benefits	<u>1,325</u>	<u>1,455</u>
	<u>5,908</u>	<u>6,545</u>

Company No. 762294-T

24. Management expenses (continued)

(b) Director's remuneration

The total remuneration (including benefits-in-kind) of the Chief Executive Officer and Directors are as follows:

2016	Fees RM'000	Salary RM'000	Bonus RM'000	EPF RM'000	Other RM'000	Benefits- in-kind RM'000	Total RM'000
Chief Executive Officer	-	742	194	112	-	31	1,079
- Wong Ah Kow							
Non-Executive Directors							
- Raja Tan Sri Dato' Seri Arshad Bin Raja Tun Uda (Resigned w.e.f. 31 January 2017)	132	-	-	-	18	-	150
- Hans-Joachim Guenther (Appointed w.e.f. 13 May 2016)	-	-	-	-	-	-	-
- Datuk Chan Wei Beng* (Resigned w.e.f. 31 January 2017)	83	-	-	-	14	-	97
- Dato' Dr. R. Thillainathan A/L Ramasamy	123	-	-	-	18	-	141
- Dato' Mohd Salleh Bin Haji Harun	123	-	-	-	14	-	137
Total Directors' Remuneration (including benefits-in-kind)	461	742	194	112	64	31	525
Total Chief Executive Officer and Directors' Remuneration (including benefits-in-kind)	461	742	194	112	64	31	1,604

*The Director's fee and Meeting allowance of RM97,000 were paid to Khazanah Nasional Bhd.

Company No. 762294-T

24. Management expenses (continued)

(b) Director's remuneration (continued)

2015	Fees RM'000	Salary RM'000	Bonus RM'000	EPF RM'000	Other RM'000	Benefits- in-kind RM'000	Total RM'000
Chief Executive Officer	-	707	86	95	-	31	919
- Wong Ah Kow	-	-	-	-	-	-	-
Non-Executive Directors	132	-	-	-	14	-	146
- Raja Tan Sri Dato' Seri Arshad Bin Raja Tun Uda	83	-	-	-	6	-	89
- Datuk Chan Wei Beng*	-	-	-	-	-	-	-
- Tan Kwang Kherng (Resigned w.e.f. 13 November 2015)	105	-	-	-	17	-	122
- Dato' Dr. R. Thillainathan A/L Ramasamy	123	-	-	-	13	-	136
- Dato' Mohd Salleh Bin Haji Harun	443	-	-	-	50	-	493
Total Directors' Remuneration (including benefits-in-kind)	443	707	86	95	50	31	1,412
Total Chief Executive Officer and Directors' Remuneration (including benefits-in-kind)							

*The Director's fee and Meeting allowance of RM89,000 were paid to Khazanah Nasional Bhd.

Company No. 762294-T

25. Other operating expenses/(income)

	2016 RM'000	2015 RM'000
Other operating expenses		
Realised loss in foreign exchange	8,065	10
Others	<u>73</u>	<u>53</u>
	<u>8,138</u>	<u>63</u>
Other operating income		
Unrealised gain in foreign exchange	(9,164)	(3,425)
Gain on disposals of property and equipment	-	(1)
Net income received from outsourcing:		
- Outsourcing cost	-	737
- Gross fee income	-	(1,209)
Others	<u>(572)</u>	<u>-</u>
	<u>(9,736)</u>	<u>(3,898)</u>

26. Tax expense

	2016 RM'000	2015 RM'000
Recognised in profit or loss		
Current tax expense	6,083	5,914
- Over provision in prior year	<u>(159)</u>	<u>(292)</u>
	<u>5,924</u>	<u>5,622</u>
Deferred tax expense		
- Origination and reversal of temporary differences	1,597	(932)
- Under provision in prior year	<u>27</u>	<u>432</u>
	<u>1,624</u>	<u>(500)</u>
	<u>7,548</u>	<u>5,122</u>
Reconciliation of tax expense		
Profit before tax	<u>34,662</u>	<u>26,225</u>
Income tax using Malaysian tax rates*	8,319	6,556
Tax effect in respect of:		
Non-deductible expenses	3,222	5,016
Income not subject to tax	(947)	(1,125)
(Over)/Under provision in prior year	(132)	140
Effect of lower tax rates for offshore business	<u>(2,914)</u>	<u>(5,465)</u>
Tax expense for the year	<u>7,548</u>	<u>5,122</u>

* The Company's Malaysian business tax rate is 24% (2015: 25%). Non-Malaysian business is subjected to 5% tax rate. Consequently, deferred tax assets and liabilities are measured using these tax rates.

Company No. 762294-T

27. Operating leases commitments

Leases as lessee

Non-cancellable operating lease rentals are payable as follows:

	2016 RM'000	2015 RM'000
Less than one year	14	29
Between one and five years	-	31
	<u>14</u>	<u>60</u>

The Company leases office equipments under operating leases. The leases typically run for a period ranging from 2-5 years, with an option to renew the leases after that date.

28. Related parties

Identity of related parties

For the purposes of these financial statements, parties are considered to be related to the Company if the Company has the ability, directly or indirectly, to control the party or exercise significant influence over the party in making financial and operating decisions, or vice versa, or where the Company and the party are subject to common control or common significant influence. Related parties may be individuals or other entities. The related parties of the Company are:

(i) Ultimate holding company

The ultimate holding company is Khazanah Nasional Berhad, a corporation incorporated in Malaysia.

(ii) Affiliated company

The affiliated company is a company having an equity interest of between 20% to 50% in the Company and including other corporations related to the said affiliated company.

(iii) Key management personnel

Key management personnel include the Company's Executive and Non-Executive Directors and are defined as those persons having authority and responsibility for planning, directing and controlling the activities of the Company either directly or indirectly. The Executive and Non-Executive Directors compensation is disclosed in Note 24.

Company No. 762294-T

28. Related parties (continued)

Related party transactions have been entered into in the normal course of business under normal trade terms. Significant related party transactions, other than key management personnel compensation, are as follows:

Transactions amount for the year ended 31 December	2016 RM'000	2015 RM'000
Ultimate holding company		
- Subordinated loan interest	<u>(3,360)</u>	<u>(3,360)</u>
Affiliated companies		
- Gross premium retroceded	(84,818)	(179,396)
- Commission income	26,905	48,155
- Claims recovery	127,743	133,141
- Gross premium accepted	65,520	5,264
- Commission expense	(10,217)	(1,138)
- Claims paid	(4,674)	(19,033)
- Resource sharing expense recoveries	869	687
- Management fees	(451)	(547)
- Rental received	255	329
- Outsourcing fee	-	1,182
- Subordinated loan interest	(1,440)	(1,440)
- IT fees	<u>(5,771)</u>	<u>(883)</u>

The net balance outstanding arising from the above transactions have been disclosed in Note 7, Note 8, Note 14, Note 16 and Note 17 to the financial statements. There are no impairment loss recognised and bad debts written off in respect of amount due from affiliated companies.

All the amounts outstanding are unsecured and expected to be settled with cash.

29. Risk management framework

The Company is exposed to a variety of reinsurance and financial risks in the normal course of its business activities. The Board has overall responsibility for the establishment and oversight of the Company's risk management framework. The Board is the approving authority for changes and exceptions to all risk management strategy, policies and procedures which are established to identify, analyse and monitor the risks faced by the Company. The Board also approves the Company's risk tolerance and risk limits.

The Board is supported by two Board committees:

- AC; and
- RMC

Company No. 762294-T

29. Risk management framework (continued)

The RMC focuses on major underwriting risks, investment risk and risk management strategies whilst the AC will deal with internal controls and compliance procedures. The AC and RMC report to the Board on the risks reviewed by the respective committees. The management also reports to the Board on overall risk assessment through the CEO.

The Company's management is responsible for implementing the risk management framework. This is executed through an Enterprise Risk Management Committee and the Committee with representatives from key business units, is responsible for driving the implementation of the Enterprise Risk Management framework across the Company.

30. Insurance risk management

Reinsurance and insurance risk refers to the risk of financial loss and consequent inability to meet liabilities as a result of inadequate or inappropriate underwriting, claims management, product design, pricing and reserving.

The Company underwrites treaty and facultative reinsurance business both on a proportional and non-proportional basis. Main classes of reinsurance business underwritten include aviation, credit, marine, energy, property, engineering, casualty and motor.

(i) Underwriting risks

The various underwriting risks and processes and protections put in place in relation to these risks by the Company are as follows:

Pricing risks

Pricing is the process of determining the appropriate premium charge for the risks underwritten which involves the estimation of future claim frequency and severity, and the payment pattern associated with the ultimate claims payable.

The Company has an underwriting guideline for use by underwriters and employs senior underwriters each with considerable industry experience to determine the appropriate price of each risk accepted. Underwriters are also supported by a team of pricing actuaries. A range of pricing tools is also made available to the underwriters which further supplement their underwriting judgement, thus failure to consider the appropriate factors affecting the risk is reduced.

The Company accepts risks across eight lines of businesses and four types of reinsurance programmes, and exchange of intra-group treaties among affiliated companies. This ensures significant diversification and reduces the risk of systemic pricing error.

Company No. 762294-T

30. Insurance risk management (continued)

(i) Underwriting risks (continued)

Selection risks

Selection risk emanates from persistently poor selection of risks. Estimation of future claims can never be perfect and involves professional judgement.

The Company has an underwriting guideline for use by underwriters. All risks are subject to a peer review process prior to acceptance. Large and complex risks are subject to referral to management.

Stochastic claims risks

The occurrence, size and payment timing of reinsurance claims are an inherently stochastic process and random adverse fluctuations pose a risk to the Company.

The Company's net exposure to any single risk or single catastrophe event is subject to a Board approved limit during the financial year thereby reducing the effect of any single random event.

The diversification of the Company's business across countries and lines of businesses also reduces the impact of any single claims.

Reserving risks

The estimation of liabilities is inherently uncertain. The uncertainties can arise from the following factors:

- Range and quality of data available
- Model error
- Parameter error
- Random volatility in future experience

Once a claim has occurred, the Company must set aside adequate reserve to meet the ultimate cost of those claims. This is known as a claims reserve. There are typically a number of component of the reserves:

- Case estimate – an estimate for a particular known claim of the amount of the ultimate claim cost taking into the particular circumstances of the claim.
- IBNER – known as “incurred but not enough reported” where this is a portfolio adjustment to all case estimates reflecting any overall inadequacy (if any) in those amounts.
- IBNR – known as “incurred but not reported” this is an estimate of claims costs that have been incurred but have not yet been reported to the Company.
- Claims expense costs – this is an amount that is set aside for the expected costs of administering claims settlement.

Company No. 762294-T

30. Insurance risk management (continued)

(i) Underwriting risks (continued)

Reserving risks (continued)

In addition to reserving for outstanding claims, a reserve may need to be established for any inadequacies (if any) in unearned premium. Unearned premiums should reflect the amount of future exposure remaining over other period of the underlying contract. Circumstances may have arisen since accepting a particular risk that leads the Company to re-evaluate the exposure, and as a result the unearned premium might be inadequate.

(ii) Concentration/accumulation of insurance risks

Claims can accumulate from various contracts from a single systemic cause, such as a natural catastrophe or change in liability award levels. Further concentration can occur if part of the same risks is accepted from different clients. Such accumulations can put financial strain on the resources of a Company.

The Company has effected a reinsurance protection for natural catastrophes and also carries out regular analysis to monitor potential concentration of the same risk reinsured from different clients.

The following tables set out the Company's concentration of insurance risks in respect of gross written premiums based on the geographical location of the ceding insurer or reinsurer and by lines of business.

	2016 RM'000	2015 RM'000
Countries		
Malaysia	90,371	116,750
Singapore	68,403	5,921
China	13,194	100,914
India	9,662	31,114
Thailand	4,298	1,784
South Korea	2,043	21,202
Turkey	1,536	4,624
Philippines	1,390	7,468
Australia	651	9,451
New Zealand	351	6,569
Japan	78	11,935
Others	1,478	13,937
	<u>193,455</u>	<u>331,669</u>

Company No. 762294-T

30. Insurance risk management (continued)

(ii) Concentration/accumulation of insurance risks (continued)

	2016 RM'000	2015 RM'000
Line of business		
Fire	147,593	268,765
Motor	2,730	3,547
Marine, aviation and transit	11,472	19,102
Miscellaneous	<u>31,660</u>	<u>40,255</u>
	<u>193,455</u>	<u>331,669</u>

(iii) Sensitivity analysis

The sensitivity analysis was performed on premium and claims liabilities based on the changes in assumptions that may affect the level of liabilities.

The assumption that has the greatest effect on the determination of premium and claims liabilities is the expected loss ratio (in percentage terms). The test was conducted based on a change level of +10% and -10% of the expected loss ratio on the premium liabilities, claims liabilities and profit before tax as shown below:

	Expected loss ratio	
	+10%	-10%
	RM'000	RM'000
2016		
Premium liabilities	-	-
Claims liabilities	<u>78,172</u>	<u>(44,474)</u>
	<u>78,172</u>	<u>(44,474)</u>
2015		
Premium liabilities	-	-
Claims liabilities	<u>76,679</u>	<u>(46,756)</u>
	<u>76,679</u>	<u>(46,756)</u>

(iv) Claims development

The following tables shows the estimates of cumulative incurred claims, including both claims notified and IBNR for each successive underwriting year at each reporting date, together with cumulative payments to date.

Underwriting year is defined from 1 January to 31 December of the year, except for underwriting year 2007 where contract inception begins from 1 July 2007.

30. Insurance risk management (continued)**(iv) Claims development (continued)****(a) Analysis of claims development – gross of reinsurance (continued)**

	<i>Underwriting years</i>											Total RM'000
	2008 and prior RM'000	2009 RM'000	2010 RM'000	2011 RM'000	2012 RM'000	2013 RM'000	2014 RM'000	2015 RM'000	2015 RM'000	2015 RM'000	Total RM'000	
Gross incurred claims												
At end of first financial year	66,418	40,794	91,507	117,098	75,268	125,177	183,027	127,862	127,862	127,862	127,862	
One year later	116,417	107,205	266,099	253,712	118,701	311,635	282,757	282,757	282,757	282,757		
Two years later	135,724	118,127	267,903	269,185	119,954	334,036				334,036		
Three years later	141,714	108,715	277,780	277,947	112,577					112,577		
Four years later	130,699	106,791	280,042	274,802						274,802		
Five years later	130,367	108,954	284,733							284,732		
Six years later	131,004	110,238								110,238		
Seven years later	131,797									131,796		
Current estimates of loss reserves	131,797	110,238	284,733	274,802	112,577	334,036	282,757	127,862	127,862	1,658,802		
Cumulative payments	(124,714)	(94,535)	(243,700)	(210,855)	(61,698)	(169,110)	(157,358)	3,046	3,046	(1,058,924)		
Best estimate of loss reserves	7,083	15,703	41,033	63,947	50,879	164,926	125,399	130,908	130,908	599,878		
Claims handling expenses										3,298		
PRAD at 75% confidence level										49,583		
Gross general insurance contract liabilities per statement of financial position												

Note 15(a) 652,759

30. Insurance risk management (continued)**(iv) Claims development (continued)****(b) Analysis of claims development – net of reinsurance****2016****Net incurred claims**

	<i>Underwriting years</i>											Total
	2009 and prior	2010	2011	2012	2013	2014	2015	2016	2016	2016	2016	
	RM'000	RM'000	RM'000	RM'000	RM'000	RM'000	RM'000	RM'000	RM'000	RM'000	RM'000	RM'000
At end of first financial year	167,149	67,312	86,268	24,637	16,725	24,691	23,537	20,320	20,320	20,320	20,320	20,320
One year later	162,136	175,003	190,976	60,634	28,530	35,203	33,386	33,386	33,386	33,386	33,386	33,386
Two years later	177,345	177,463	205,519	64,147	29,385	34,084	34,084	34,084	34,084	34,084	34,084	34,084
Three years later	163,557	189,544	216,466	61,276	26,364	26,364	26,364	26,364	26,364	26,364	26,364	26,364
Four years later	163,702	191,556	216,173	57,683	57,683	57,683	57,683	57,683	57,683	57,683	57,683	57,683
Five years later	169,737	195,676	208,437	208,437	208,437	208,437	208,437	208,437	208,437	208,437	208,437	208,437
Six years later	172,030	194,643	194,643	194,643	194,643	194,643	194,643	194,643	194,643	194,643	194,643	194,643
Seven years later	171,845	171,845	171,845	171,845	171,845	171,845	171,845	171,845	171,845	171,845	171,845	171,845
Current estimates of loss reserves	171,845	194,643	208,437	57,683	26,364	34,084	33,386	20,320	20,320	20,320	20,320	746,762
Cumulative payments	(162,746)	(176,812)	(175,751)	(39,473)	(13,721)	(19,808)	(18,185)	6,421	6,421	6,421	6,421	(600,075)
Best estimate of loss reserves	9,099	17,831	32,686	18,210	12,643	14,276	15,201	26,741	26,741	26,741	26,741	146,687

Claims handling expenses

PRAD at 75% confidence level

Net general insurance contract liabilities
per statement of financial position

Note 15(a) 159,032

807
11,538

30. Insurance risk management (continued)**(iv) Claims development (continued)****(b) Analysis of claims development – net of reinsurance (continued)**

2015

Net incurred claims

	<i>Underwriting years</i>											Total RM'000
	2008 and prior RM'000	2009 RM'000	2010 RM'000	2011 RM'000	2012 RM'000	2013 RM'000	2014 RM'000	2015 RM'000	2015 RM'000			
At end of first financial year	60,908	31,269	67,312	86,268	24,637	16,725	24,691	23,537	23,537	23,537	23,537	23,537
One year later	74,971	65,577	175,003	190,976	60,634	28,530	35,203	35,203	35,203	35,203	35,203	35,203
Two years later	96,559	75,118	177,463	205,519	64,147	29,385	29,385	29,385	29,385	29,385	29,385	29,385
Three years later	102,227	70,501	189,544	216,466	61,276	61,276	61,276	61,276	61,276	61,276	61,276	61,276
Four years later	93,056	69,351	191,556	216,173	216,173	216,173	216,173	216,173	216,173	216,173	216,173	216,173
Five years later	94,352	74,168	195,676	195,676	195,676	195,676	195,676	195,676	195,676	195,676	195,676	195,676
Six years later	95,570	75,482	75,482	75,482	75,482	75,482	75,482	75,482	75,482	75,482	75,482	75,482
Seven years later	96,549	96,549	96,549	96,549	96,549	96,549	96,549	96,549	96,549	96,549	96,549	96,549
Current estimates of loss reserves	96,549	75,482	195,676	216,173	61,276	29,385	35,203	23,537	23,537	23,537	733,281	733,281
Cumulative payments	(91,843)	(65,352)	(173,491)	(170,524)	(34,445)	(10,638)	(14,896)	4,639	4,639	4,639	(556,550)	(556,550)
Best estimate of loss reserves	4,706	10,130	22,185	45,649	26,831	18,747	20,307	28,176	28,176	28,176	176,731	176,731

Claims handling expenses

PRAD at 75% confidence level

Net general insurance contract liabilities
per statement of financial position972
14,057
Note 15(a) 191,760

Company No. 762294-T

31. Financial instruments

31.1 Categories of financial instruments

The table below provides an analysis of financial instruments categorised as follows:

- (a) Loans and receivables (“L&R”);
 (b) Available-for-sale financial assets (“AFS”); and,
 (c) Financial liabilities measured at amortised cost (“FL”)

	Carrying amount RM’000	L&R/ FL RM’000	AFS RM’000
2016			
Financial assets			
Investments	303,672	-	303,672
Reinsurance assets (excluding IBNR)	212,266	212,266	-
Insurance receivables	54,619	54,619	-
Other receivables (excluding prepayment)	8,783	8,783	-
Deposits with financial institution	15,500	15,500	-
Cash and cash equivalents	<u>156,900</u>	<u>156,900</u>	<u>-</u>
	<u>751,740</u>	<u>448,068</u>	<u>303,672</u>
Financial liabilities			
Loans and borrowings	60,000	60,000	-
Other payables	4,909	4,909	-
Insurance payables	70,179	70,179	-
Provision for reported claims	<u>299,265</u>	<u>299,265</u>	<u>-</u>
	<u>434,353</u>	<u>434,353</u>	<u>-</u>
2015			
Financial assets			
Investments	371,822	-	371,822
Reinsurance assets (excluding IBNR)	258,413	258,413	-
Insurance receivables	78,188	78,188	-
Other receivables (excluding prepayment)	4,276	4,276	-
Deposits with financial institution	8,050	8,050	-
Cash and cash equivalents	<u>173,419</u>	<u>173,419</u>	<u>-</u>
	<u>894,168</u>	<u>522,346</u>	<u>371,822</u>
Financial liabilities			
Loans and borrowings	60,000	60,000	-
Other payables	7,215	7,215	-
Insurance payables	153,186	153,186	-
Provision for reported claims	<u>360,569</u>	<u>360,569</u>	<u>-</u>
	<u>580,970</u>	<u>580,970</u>	<u>-</u>

Company No. 762294-T

31. Financial instruments (continued)

31.2 Net gains and losses arising from financial instruments

	2016 RM'000	2015 RM'000
Net gains/(losses) on:		
Available-for-sale financial assets		
- recognised in other comprehensive income	(2,746)	(413)
- recognised in statement of profit or loss	16,737	16,306
- reclassified from equity to profit or loss	(676)	(859)
Loans and receivables	<u>3,522</u>	<u>4,977</u>
	<u>16,837</u>	<u>20,011</u>

31.3 Financial risk management

The Company has exposure to the following risks from its use of financial instruments:

- Credit risk
- Liquidity risk
- Market risk

This note presents information about the Company's exposure to each of the above risks, the Company's objectives, policies and processes for measuring and managing such risks.

31.4 Credit risk

Credit risk represents the loss that would be recognised if counterparties to insurance and investment transactions failed to meet its contractual obligations.

Receivables

Risk management objectives, policies and processes for managing the risk

The Company has established counterparty and credit management policy that governs the retrocession counterparty credit selection and review process, as well as the insurance and reinsurance receivables collection and impairment assessment processes. These processes are regularly being reviewed and monitored by the counterparty and credit committee of the Company. For reinsurance transactions, the Company will give due consideration to external retrocessionaires with rating of A- and above, by either AM Best or Standard & Poor's ("S&P"), and associates of the Company. For external retrocessionaires with lower rating than A-, credit insurance cover may be procured to mitigate the counterparty risk. The contingent credit exposure to any single retrocessionaire is limited and dependent on a number of factors, including rating and company size.

Company No. 762294-T

31. Financial instruments (continued)

31.4 Credit risk (continued)

Receivables (continued)

Exposure to credit risk, credit quality and collateral

The maximum exposure to credit risk is normally represented by the carrying amount of each financial asset in the statement of financial position, although in the case of reinsurance receivables, it is fairly common practice for accounts to be settled on a net basis. In such cases, the maximum exposure to credit risk is expected to be limited to the extent of the amount of financial assets that has not been fully offset by financial liabilities with the same counterparty. The maximum amount recoverable from each retrocessionaire at any time is also dependent on the claims recoverable from such retrocessionaires at that point in time.

Impairment losses

The Company maintains an ageing analysis in respect of insurance receivables only. The ageing of insurance receivables as at end of the reporting period was:

	Gross RM'000	Individual impairment RM'000	Collective impairment RM'000	Net RM'000
2016				
1-3 months	51,557	-	-	51,557
4-6 months	2,705	-	-	2,705
6-12 months	146	-	-	146
More than 12 months	313	(102)	-	211
	54,721	(102)	-	54,619
2015				
1-3 months	72,880	-	-	72,880
4-6 months	3,071	-	-	3,071
6-12 months	1,319	-	-	1,319
More than 12 months	1,020	(102)	-	918
	78,290	(102)	-	78,188

The credit period granted to insurance receivables range from 60 to 90 days. The Company deemed all insurance receivables outstanding more than 90 days as past due.

The insurance receivable are deemed past due when the counterparty has failed to make payment when the outstanding amount is contractually due.

Company No. 762294-T

31. Financial instruments (continued)

31.4 Credit risk (continued)

Receivables (continued)

Past due and impaired

At the end of the reporting period, based on a combination of collective and individual assessment of receivables, there are no impaired insurance receivables. For assets to be classified as “past due and impaired”, there must be an occurrence of a loss event that had a negative effect on the estimated future cash flows of that asset that can be estimated reliably.

Investments

Risk management objectives, policies and processes for managing the risk

The Company’s investment portfolio is managed following standards of diversification and an investment philosophy. It focuses on investing in high quality investment grade fixed income securities.

Exposure to credit risk, credit quality and collateral

The Company does not have investments in collateralised debt obligations, collateralised loan obligations, non-rated securities and other complex structured notes which may expose the Company to significant credit risk. For the financial year ended 31 December 2016, the majority credit quality of the Company’s investment portfolio was AAA by Rating Agency Malaysia (“RAM”) or Malaysian Rating Corporation Berhad (“MARC”).

The Company reviews its issuer concentration and credit quality and compliance with established credit limits on a regular basis. The Company is not exposed to any significant credit concentration risk on its investments.

Company No. 762294-T

31. Financial instruments (continued)

31.4 Credit risk (continued)

Credit exposure

The table below shows the maximum exposure of credit risk for the components recognised in the statements of financial position.

	2016 RM'000	2015 RM'000
Investments (Corporate and Government bonds)	301,657	353,061
Reinsurance assets (excluding IBNR)	212,266	258,413
Insurance receivables	54,619	78,188
Other receivables (excluding prepayment)	8,783	4,276
Deposits with financial institutions	15,500	8,050
Cash and cash equivalents	156,900	173,419
	<u>749,725</u>	<u>875,407</u>

Credit exposure by credit rating

The table below provides information regarding the credit risk exposure of the Company by classifying assets according to the Company's credit ratings of counterparties.

	Neither past-due nor impaired RM'000	Past-due but not impaired RM'000	Impaired RM'000	Total RM'000
2016				
Investments:				
Malaysian Government Incentives/ Government Investment Issues	35,777	-	-	35,777
Corporate debt securities	185,049	-	-	185,049
Unit trust in Malaysia	80,831	-	-	80,831
Reinsurance assets (excluding IBNR)	212,266	-	-	212,266
Insurance receivables	51,557	3,062	102	54,721
Other receivables (excluding prepayments)	8,783	-	-	8,783
Deposits with financial institutions	15,500	-	-	15,500
Cash and cash equivalents	156,900	-	-	156,900
	<u>746,663</u>	<u>3,062</u>	<u>102</u>	<u>749,827</u>
Impairment allowance	-	-	(102)	(102)
	<u>746,663</u>	<u>3,062</u>	<u>-</u>	<u>749,725</u>

Company No. 762294-T

31. Financial instruments (continued)

31.4 Credit risk (continued)

Credit exposure by credit rating (continued)

	Neither past-due nor impaired RM'000	Past-due but not impaired RM'000	Impaired RM'000	Total RM'000
2015				
Investments:				
Malaysian Government Incentives/ Government Investment Issues	34,544	-	-	34,544
Corporate debt securities	196,816	-	-	196,816
Unit trust in Malaysia	121,701	-	-	121,701
Reinsurance assets (excluding IBNR)	258,413	-	-	258,413
Insurance receivables	72,880	5,308	102	78,290
Other receivables (excluding prepayments)	4,276	-	-	4,276
Deposits with financial institutions	8,050	-	-	8,050
Cash and cash equivalents	173,419	-	-	173,419
	870,099	5,308	102	875,509
Impairment allowance	-	-	(102)	(102)
	870,099	5,308	-	875,407

Company No. 762294-T

31. Financial instruments (continued)

31.4 Credit risk (continued)

Credit exposure by credit quality

The table below provides information regarding the credit risk exposure of the Company by classifying assets according to the credit rating issued by RAM or MARC on the counterparties, unless indicated as rated by AM Best and S&P.

	AAA RM'000	AA RM'000	A RM'000	B RM'000	Non- rated RM'000	Total RM'000
2016						
Investments						
Debt securities#	59,931	85,404	3,946	13,363	58,182	220,826
Unit trusts^	-	-	-	-	80,831	80,831
Reinsurance assets (excluding IBNR)	-	-	190,272	15,014	6,980	212,266
Insurance receivables*	-	-	20,505	1,055	33,059	54,619
Other receivables (excluding prepayment)	-	-	-	-	8,783	8,783
Deposits with financial institutions	15,500	-	-	-	-	15,500
Cash and cash equivalents	147,246	9,654	-	-	-	156,900
	<u>222,677</u>	<u>95,058</u>	<u>214,723</u>	<u>29,432</u>	<u>187,835</u>	<u>749,725</u>
	AAA RM'000	AA RM'000	A RM'000	B RM'000	Non- rated RM'000	Total RM'000
2015						
Investments						
Debt securities#	58,002	89,498	34,266	-	49,594	231,360
Unit trusts^	-	-	-	-	121,701	121,701
Reinsurance assets (excluding IBNR)	-	-	236,300	17,706	4,407	258,413
Insurance receivables*	-	-	12,132	845	65,211	78,188
Other receivables (excluding prepayment)	-	-	-	-	4,276	4,276
Deposits with financial institutions	8,050	-	-	-	-	8,050
Cash and cash equivalents	163,830	9,589	-	-	-	173,419
	<u>229,882</u>	<u>99,087</u>	<u>282,698</u>	<u>18,551</u>	<u>245,189</u>	<u>875,407</u>

Company No. 762294-T

31. Financial instruments (continued)

31.4 Credit risk (continued)

Credit exposure by credit quality (continued)

- # Non-rated Debt Securities are Malaysian Government Securities and Government Investment Issues.
- ^ The underlying investment in unit trusts scheme is deposit placement with local Islamic Financial Institution.
- * Rating for insurance receivables re-rated by international rating agency either AM Best or S&P.

31.5 Liquidity risk

Liquidity risk is the risk that the Company will encounter difficulty in meeting obligations associated with its financial and insurance liabilities that are settled by delivery of cash or another financial asset. The Company has to meet its liabilities as and when they fall due, notably from claims arising from its general reinsurance contracts. Hence, there is a risk that the cash and cash equivalents held will not be sufficient to meet its liabilities when they become due.

The Company's approach to managing liquidity is to ensure, as far as possible, that it will always have sufficient liquidity to meet its liabilities arising from insurance claims and maturing liabilities when due, under both normal and stressed conditions, without incurring unacceptable losses or risking damage to the Company's reputation.

The Company's approach to managing its liquidity risk is as follows:

- Cash flow position is being reviewed, on an ongoing basis, by monitoring its overall liquidity position and funding requirements over the short, medium and long term;
- Assets purchased by the Company are required to satisfy specified marketability requirements; and
- The Company maintains cash and liquid assets to meet daily calls on its insurance and investment needs.

Given the high level of credit quality and short duration investment portfolio, the Company is able to quickly liquidate its investments in financial assets at an amount close to their fair value to meet its liquidity requirements or to respond to specific events such as deterioration in the creditworthiness of any particular issuer. In addition, the Company invests in fixed deposit placements and unit trust funds which can provide liquidity for working capital requirements and payment of liabilities when the need arises. As such, no maturity profiles are provided for financial assets.

Company No. 762294-T

31. Financial instruments (continued)

31.5 Liquidity risk (continued)

Maturity analysis

The table below summarises the maturity profile of the Company's financial liabilities as at the end of the reporting period based on undiscounted contractual payments:

	Carrying value RM'000	Contractual interest rate/ coupon	Contractual cash flows RM'000	Up to a year RM'000	>1 – 3 years RM'000	>3 – 5 years RM'000	> 5 years RM'000
2016							
Provision for reported claims	299,265	-	299,265	87,058	72,568	28,007	111,632
Loans and borrowings	60,000	8%	61,531	61,531	-	-	-
Insurance payables	70,179	-	70,581	70,581	-	-	-
Other payables	4,909	-	4,909	4,909	-	-	-
	434,353		436,286	224,079	72,568	28,007	111,632
2015							
Provision for reported claims	360,569	-	360,569	140,590	99,884	9,482	110,613
Loans and borrowings	60,000	8%	66,344	4,813	61,531	-	-
Insurance payables	153,186	-	153,616	153,616	-	-	-
Other payables	7,215	-	7,215	7,215	-	-	-
	580,970		587,744	306,234	161,415	9,482	110,613

Company No. 762294-T

31. Financial instruments (continued)

31.6 Market risk

Market risk is the risk that changes in market prices that will affect the Company's income or the value of its holding of financial instruments. Market risk for the Company comprises three types of risks:

- Currency risk
- Interest rate risk
- Price risk

The objective of market risk management is to manage and control market risk exposures within acceptable parameters, while optimising the return on risk. The nature of the Company's exposures to market risks and its objectives, policies and processes for managing market risk have not changed significantly from the previous financial year.

For each of the major components of market risk the Company has policies and procedures in place which detail how each risk should be managed and monitored. The management of each of these major components of major risk and the exposure of the Company at the reporting date to each major risk is addressed below.

31.6.1 Currency risk

Currency risk is the risk that the fair value of future cash flows of a financial instrument will fluctuate because of changes in foreign exchange rates.

The Company's primary transactions are carried out in RM for its local business and its exposure to foreign exchange risk arises principally with respect to US Dollar ("USD") through the intra-group treaties among affiliated companies and management of pool business.

Risk management objectives, policies and processes for managing the risk

The Company does not engage in derivative transactions for speculative purposes. Where deemed necessary in line with the Company's risk management policy, the Company shall enter into derivative transactions solely for hedging purposes.

Company No. 762294-T

31. Financial instruments (continued)

31.6 Market risk (continued)

31.6.1 Currency risk (continued)

The Company's currency risk is largely mitigated by its asset and liability management framework. Under this framework, the Company established an internally managed investment portfolio with the objective of investing into USD currency denominated fixed income securities to match its liabilities denominated in USD currencies. With the assets liabilities management process in place, the impact arising from sensitivity in foreign exchange rate is deemed minimal as the Company does not have a significant mismatch exposure. Notwithstanding this, the asset liability management framework is subject to time lag, estimates and judgments, which may affect the desired outcome.

The following table sets out the Company's main exposure at the reporting date to currency risk arising from recognised assets or liabilities denominated in USD currency, other than the functional currency of the Company.

	2016 RM'000	2015 RM'000
Assets		
Investments	13,363	34,266
Reinsurance assets	156,565	250,054
Insurance receivables	26,516	36,495
Accrued interest	156	372
Cash and cash equivalents	<u>34,061</u>	<u>55,403</u>
	<u>230,661</u>	<u>376,590</u>
Liabilities		
Insurance contract liabilities	(197,066)	(271,782)
Insurance payable	<u>(16,242)</u>	<u>(89,104)</u>
	<u>(213,308)</u>	<u>(360,886)</u>
Net exposure	<u>17,353</u>	<u>15,704</u>

Company No. 762294-T

31. Financial instruments (continued)

31.6 Market risk (continued)

31.6.1 Currency risk (continued)

Currency risk sensitivity analysis

A 10% (2015: 10%) strengthening of RM against the following currency at the reporting date would increase the profit before tax by the amounts shown below. This analysis assumes that all other variables, in particular interest rates, remain constant.

	Impact on profit before tax	
	2016 RM'000	2015 RM'000
United States Dollar	<u>1,735</u>	<u>1,570</u>

A 10% (2015: 10%) weakening of RM against the above currency at the end of the reporting period would have had the equal but opposite effect on the above currency to the amounts shown above, on the basis that all other variables remain constant.

31.6.2 Interest risk

Interest rate risk is the risk that the value or future cash flows of a financial instrument will fluctuate due to the impact of changes in market interest rates have on interest income from cash and cash equivalents and other fixed income investments.

The earnings of the Company are affected by changes in market interest rates due to the impact such changes have on interest income from cash and cash equivalents, including investments in fixed deposits.

Risk management objectives, policies and processes for managing the risk

The Company manages its interest rate risk by matching, where possible, the duration and profile of assets and liabilities to minimise the impact of mismatches between the value of assets and liabilities from interest rate movements.

The Company's investment portfolio has an average duration of around two years, significantly reducing any long term interest rate volatility within the portfolio.

Company No. 762294-T

31. Financial instruments (continued)

31.6 Market risk (continued)

31.6.2 Interest risk (continued)

Exposure to interest rate risk

The nature of the Company's exposure to interest rate risk and its objectives, policies and processes for managing interest rate risk have not changed significantly from the previous financial year.

The following tables set out the carrying amount, by maturity, of the Company's financial instruments that are exposed to interest rate risk:

	Within 1 year RM'000	1 to 5 years RM'000	More than 5 years RM'000	Total RM'000
2016				
Fixed rate instruments				
Corporate debt securities	27,998	80,667	76,384	185,049
Malaysian Government Securities/ Government Investment Issues	-	20,040	15,737	35,777
Unit trust in Malaysia	80,831	-	-	80,831
Deposits with financial institutions	15,500	-	-	15,500
Cash and cash equivalents	156,900	-	-	156,900
	<u>281,229</u>	<u>100,707</u>	<u>92,121</u>	<u>474,057</u>
2015				
Fixed rate instruments				
Corporate debt securities	18,083	117,257	61,476	196,816
Malaysian Government Securities/ Government Investment Issues	-	15,198	19,346	34,544
Unit trust in Malaysia	121,701	-	-	121,701
Deposits with financial institutions	8,050	-	-	8,050
Cash and cash equivalents	173,419	-	-	173,419
	<u>321,253</u>	<u>132,455</u>	<u>80,822</u>	<u>534,530</u>

Interest rate risk sensitivity analysis

(a) Fair value sensitivity analysis for fixed rate instruments

The Company does not account for any fixed rate financial assets and liabilities at fair value through profit or loss, and the Company does not designate derivatives as hedging instruments under a fair value hedge accounting model. Therefore, a change in interest rates at the end of the reporting period would not affect profit or loss.

Company No. 762294-T

31. Financial instruments (continued)

31.6 Market risk (continued)

31.6.2 Interest risk (continued)

Interest rate risk sensitivity analysis (continued)

(b) Cash flow sensitivity analysis for fixed rate instruments

A change of 50 basis points (“bp”) in interest rates at the reporting date would have increased/(decreased) other comprehensive income (“OCI”) and equity by the amounts shown below. This analysis assumes that all other variables, in particular foreign currency rates, remain constant.

	---- Impact on OCI and equity ----			
	2016		2015	
	50 bp increase RM'000	50 bp decrease RM'000	50 bp increase RM'000	50 bp decrease RM'000
Fixed rate instruments				
Malaysia Government Securities, Government Investment Issues & corporate debt securities	(3,146)	3,146	(3,040)	3,040

31.6.3 Other price risk

Equity price risk is the risk that the fair value of future cash flows of a financial instrument will fluctuate because of changes in market prices (other than those arising from interest rate/profit yield risk or currency risk), whether those changes are caused by factors specific to the individual financial instrument or its issuer or factors affecting similar financial instruments traded in the market.

The Company’s equity price risk exposure relates to financial assets whose values will fluctuate as a result of changes in market prices.

Risk management objectives, policies and processes for managing the risk

The Company’s price risk policy requires it to manage such risks by setting and monitoring objectives and constraints on investments, diversification plans, limits on investments in each country, sector, market and issuer, having regard also to such limits stipulated by BNM. The Company complies with BNM stipulated limits during the financial year and has no significant concentration of price risk.

Company No. 762294-T

31. Financial instruments (continued)

31.6 Market risk (continued)

31.6.3 Other price risk (continued)

Equity price risk sensitivity analysis

The analysis below is performed for reasonably possible movements in share prices with all other variables held constant, showing the impact on OCI and equity in respect of the quoted equity investment portfolio held. The correlation of variables will have a significant effect in determining the ultimate impact on price risk, but to demonstrate the impact due to changes in variables, variables had to be changed on an individual basis. It should be noted that movements in these variables are non-linear.

	Changes in variable	Impact on OCI / on Equity after tax RM'000	Changes in variable	Impact on OCI / on Equity after tax RM'000
	2016	2016	2015	2015
Market indices				
Bursa Malaysia	+15%	230	+15%	2,111
Bursa Malaysia	-15%	<u>(230)</u>	-15%	<u>(2,111)</u>

The method used for deriving sensitivity information and significant variables did not change from the previous year.

Company No. 762294-T

31. Financial instruments (continued)**31.7 Fair value information**

The carrying amounts of cash and cash equivalents, short-term receivables and payables reasonably approximate their fair values due to the relatively short-term nature of these financial instruments. The table below analyses financial instruments carried at fair value and those not carried at fair value for which fair value is disclosed, together with their fair values and carrying amounts shown in the statement of financial position.

	Fair value of financial instruments carried at fair value			Fair value of financial instruments not carried at fair value			Total fair value	Carrying amount
	Level 1 RM'000	Level 2 RM'000	Level 3 RM'000	Level 1 RM'000	Level 2 RM'000	Level 3 RM'000		
2016								
Financial assets								
Malaysian Government Securities/ Government Investment Issues	-	35,777	-	-	-	-	35,777	35,777
Corporate debt securities	-	185,049	-	-	-	-	185,049	185,049
Equity securities	2,015	-	2,015	-	-	-	2,015	2,015
Unit trust in Malaysia	80,831	-	-	-	-	-	80,831	80,831
	82,846	220,826	-	-	-	-	303,672	303,672
Financial liabilities								
Loans and borrowing	-	-	-	-	-	60,000	60,000	60,000

Company No. 762294-T

31. Financial instruments (continued)**31.7 Fair value information (continued)**

	Fair value of financial instruments carried at fair value				Fair value of financial instruments not carried at fair value			Total fair value	Carrying amount
	Level 1 RM'000	Level 2 RM'000	Level 3 RM'000	Total RM'000	Level 1 RM'000	Level 2 RM'000	Level 3 RM'000		
2015									
Financial assets									
Malaysian Government Securities/ Government Investment Issues	-	34,544	-	34,544	-	-	-	34,544	34,544
Corporate debt securities	-	196,816	-	196,816	-	-	-	196,816	196,816
Equity securities	18,761	-	-	18,761	-	-	-	18,761	18,761
Unit trust in Malaysia	121,701	-	-	121,701	-	-	-	121,701	121,701
	140,462	231,360	-	371,822	-	-	-	371,822	371,822
Financial liabilities									
Loans and borrowing	-	-	-	-	-	-	60,000	60,000	60,000

31. Financial instruments (continued)

31.7 Fair value information (continued)

Policy on transfer between levels

The fair value of an asset to be transferred between levels is determined as of the date of the event or change in circumstances that caused the transfer.

Level 1 fair value

Level 1 fair value is derived from quoted price (unadjusted) in active markets for identical financial assets or liabilities that the entity can access at the measurement date.

Level 2 fair value

Level 2 fair value is estimated using inputs other than quoted prices included within Level 1 that are observable for the financial assets or liabilities, either directly or indirectly.

Transfers between Level 1 and Level 2 fair values

There has been no transfer between Level 1 and 2 fair values during the financial year (2015: no transfer in either directions).

Level 3 fair value

Level 3 fair value is estimated using unobservable inputs for the financial assets and liabilities.

The following table shows the valuation techniques used in the determination of fair values within Level 3, as well as the key observable inputs used in the valuation models.

(a) Financial instruments not carried at fair value

Type	Valuation technique	Significant unobservable inputs	Inter-relationship between significant unobservable inputs and fair value measurement
Convertible subordinated loan	Discounted cash flows	Interest rate (2016: 8%)	There is no impact to the fair value measurement as the interest rate is fixed.

32. Capital management

The Company's capital management policy is to optimise the utilisation of its capital while at the same time providing an adequate level of security as determined by rating agencies and BNM.

The Company's objectives when managing capital are:

- To comply with insurance capital requirements stipulated by BNM. In this respect the Company manages its capital at an amount in excess of the minimum regulatory capital;
- To safeguard the Company's ability to continue as a going concern, so that it can continue to provide returns for its shareholders and benefits for other stakeholders;
- To provide an adequate return to its shareholders by pricing reinsurance contracts commensurately with the level of risk;
- To align the profile of the assets and liabilities taking into account of risks inherent in the business; and
- To maintain strong credit ratings and healthy capital ratios in order to support its business objectives and maximise shareholders' value.

Primary capital

The primary source of capital used by the Company is shareholders' equity. The Company also considers alternative sources of capital including retrocession, as appropriate when assessing its deployment and usage of capital.

The objective of the capital management policy is sustained and ensured through updates of forecasts as part of an annual strategic and financial planning process.

Regulatory capital

The local insurance regulator, BNM, specifies the minimum required capital that must be maintained at all times throughout the year. This minimum required capital is determined by the Capital Adequacy Ratio ("CAR") under the RBC Framework at 130%. RBC is a method of measuring the minimum amount of capital appropriate for an insurance company to support its overall business operations in consideration of its size and risk profile. The calculation is based on factors deemed higher for those items with greater underlying risk. As at year end, the Company has a capital adequacy ratio in excess of the minimum requirement.

Company No. 762294-T

32. Capital management (continued)

The capital structure of the Company as at 31 December as prescribed under the RBC Framework is provided below:

	2016 RM'000	2015 RM'000
Eligible Tier 1 Capital		
Share capital (paid-up)	255,000	255,000
Share premium	20,000	20,000
Retained profit/(losses)	130	(26,984)
	<u>275,130</u>	<u>248,016</u>
Tier 2 Capital		
Eligible reserves	1,767	3,134
Convertible loan	60,000	60,000
	<u>336,897</u>	<u>311,150</u>
Deferred tax assets	-	-
Total capital available	<u>336,897</u>	<u>311,150</u>

Rating agency capital

The Company was assigned financial strength and issuer credit ratings by rating agencies. The assignment of such ratings are based on assessment of the Company's capital adequacy calculated using the agencies' own rating methodology. As at 31 December 2016, the Company carries an assigned rating of A- issued by A.M. Best.

There were no changes in the Company's approach to capital management during the financial year.

33. Significant event

The Minister of Finance ("MoF") had (through the letter dated 28 December 2016 from BNM) approved the sale by Kuala Selangor Ventures Sdn. Bhd., the immediate holding company of Asia Capital Reinsurance Malaysia Sdn. Bhd., 175,000,000 'A' Ordinary Shares of RM1.00 each and 35,000,000 'B' Ordinary Shares of RM0.10 each in Asia Capital Reinsurance Malaysia Sdn. Bhd., to Asia Capital Reinsurance Group Pte. Ltd. BNM also approved the sale by ACR Capital Holdings Pte Ltd, the affiliated company of Asia Capital Reinsurance Malaysia Sdn. Bhd. of 75,000,000 'A' Ordinary Shares of RM1.00 each and 15,000,000 'B' Ordinary Shares of RM0.10 each in Asia Capital Reinsurance Malaysia Sdn. Bhd., to Asia Capital Reinsurance Group Pte. Ltd.

The acquisition was completed subsequently on 2 February 2017. The immediate holding company is now Asia Capital Reinsurance Group Pte. Ltd.

Asia Capital Reinsurance Malaysia Sdn. Bhd.


(Company No. 762294-T)

(Incorporated in Malaysia)

**Statement by Directors pursuant to
Section 251(2) of the Companies Act, 2016**

In the opinion of the Directors, the financial statements set out on pages 20 to 98 are drawn up in accordance with Malaysian Financial Reporting Standards, International Financial Reporting Standards and the requirements of the Companies Act, 1965 in Malaysia so as to give a true and fair view of the financial position of the Company as at 31 December 2016 and of its financial performance and cash flows for the financial year then ended.

Signed on behalf of the Board of Directors in accordance with a resolution of the Directors:



.....
Dato' Mohd Salleh Bin Haji Harun

Director



.....
Hans-Joachim Guenther

Director

Kuala Lumpur, Malaysia

Date: 20 March 2017


Asia Capital Reinsurance Malaysia Sdn. Bhd.

(Company No. 762294-T)
(Incorporated in Malaysia)

**Statutory Declaration pursuant to
Section 251(1)(b) of the Companies Act, 2016**

I, **Chong Soon Hing**, the officer primarily responsible for the financial management of Asia Capital Reinsurance Malaysia Sdn. Bhd., do solemnly and sincerely declare that the financial statements set out on pages 20 to 98 are, to the best of my knowledge and belief, correct and I make this solemn declaration conscientiously believing the declaration to be true, and by virtue of the Statutory Declarations Act, 1960.

Subscribed and solemnly declared by the abovenamed Chong Soon Hing, NRIC: 771030-05-5607, at Kuala Lumpur on 20 March 2017.



.....
Chong Soon Hing

Before me:



KPMG PLT
(LLP0010081-LCA & AF 0758)
Chartered Accountants
Level 10, KPMG Tower
8 First Avenue, Bandar Utama
47800 Petaling Jaya
Selangor Darul Ehsan, Malaysia

Telephone +60 (3) 7721 3388
Fax +60 (3) 7721 3399
Internet www.kpmg.com.my

Independent auditors' report to the members of Asia Capital Reinsurance Malaysia Sdn. Bhd.

(Company No. 762294-T)
(Incorporated in Malaysia)

Report on the Audit of the Financial Statements

Opinion

We have audited the financial statements of Asia Capital Reinsurance Malaysia Sdn. Bhd., which comprise the statement of financial position as at 31 December 2016, and the statement of profit or loss and other comprehensive income, statement of changes in equity and statement of cash flows for the year then ended, and notes to the financial statements, including a summary of significant accounting policies, as set out on pages 20 to 98.

In our opinion, the accompanying financial statements give a true and fair view of the financial position of the Company as at 31 December 2016, and of its financial performance and its cash flows for the year then ended in accordance with Malaysian Financial Reporting Standards, International Financial Reporting Standards and the requirements of the Companies Act, 1965 in Malaysia.

Basis for Opinion

We conducted our audit in accordance with approved standards on auditing in Malaysia and International Standards on Auditing. Our responsibilities under those standards are further described in the *Auditors' Responsibilities for the Audit of the Financial Statements* section of our auditors' report. We believe that the audit evidence we have obtained is sufficient and appropriate to provide a basis for our opinion.

Independence and Other Ethical Responsibilities

We are independent of the Company in accordance with the *By-Laws (on Professional Ethics, Conduct and Practice)* of the Malaysian Institute of Accountants ("By-Laws") and the International Ethics Standards Board for Accountants' *Code of Ethics for Professional Accountants* ("IESBA Code"), and we have fulfilled our other ethical responsibilities in accordance with the By-Laws and the IESBA Code.

Information Other than the Financial Statements and Auditors' Report Thereon

The Directors of the Company are responsible for the other information. The other information comprises the information included in the Directors' Report, but does not include the financial statements of the Company and our auditors' report thereon.

Our opinion on the financial statements of the Company does not cover the Directors' Report and we do not express any form of assurance conclusion thereon.

Company No. 762294-T

Information Other than the Financial Statements and Auditors' Report Thereon (continued)

In connection with our audit of the financial statements of the Company, our responsibility is to read the Directors' Report and, in doing so, consider whether the Directors' Report is materially inconsistent with the financial statements of the Company or our knowledge obtained in the audit, or otherwise appears to be materially misstated. If, based on the work we have performed, we conclude that there is a material misstatement of the Directors' Report, we are required to report that fact. We have nothing to report in this regard.

Responsibilities of the Directors for the Financial Statements

The Directors of the Company are responsible for the preparation of financial statements of the Company that give a true and fair view in accordance with Malaysian Financial Reporting Standards, International Financial Reporting Standards and the requirements of the Companies Act, 1965 in Malaysia. The Directors are also responsible for such internal control as the Directors determine is necessary to enable the preparation of financial statements of the Company that are free from material misstatement, whether due to fraud or error.

In preparing the financial statements of the Company, the Directors are responsible for assessing the ability of the Company to continue as a going concern, disclosing, as applicable, matters related to going concern and using the going concern basis of accounting unless the Directors either intend to liquidate the Company or to cease operations, or have no realistic alternative but to do so.

Auditors' Responsibilities for the Audit of the Financial Statements

Our objectives are to obtain reasonable assurance about whether the financial statements of the Company as a whole are free from material misstatement, whether due to fraud or error, and to issue an auditors' report that includes our opinion. Reasonable assurance is a high level of assurance, but is not a guarantee that an audit conducted in accordance with approved standards on auditing in Malaysia and International Standards on Auditing will always detect a material misstatement when it exists. Misstatements can arise from fraud or error and are considered material if, individually or in the aggregate, they could reasonably be expected to influence the economic decisions of users taken on the basis of these financial statements.

Company No. 762294-T

Auditors' Responsibilities for the Audit of the Financial Statements (continued)

As part of an audit in accordance with approved standards on auditing in Malaysia and International Standards on Auditing, we exercise professional judgement and maintain professional scepticism throughout the audit. We also:

- Identify and assess the risks of material misstatement of the financial statements of the Company, whether due to fraud or error, design and perform audit procedures responsive to those risks, and obtain audit evidence that is sufficient and appropriate to provide a basis for our opinion. The risk of not detecting a material misstatement resulting from fraud is higher than for one resulting from error, as fraud may involve collusion, forgery, intentional omissions, misrepresentations, or the override of internal control.
- Obtain an understanding of internal control relevant to the audit in order to design audit procedures that are appropriate in the circumstances, but not for the purpose of expressing an opinion on the effectiveness of the internal control of the Company.
- Evaluate the appropriateness of accounting policies used and the reasonableness of accounting estimates and related disclosures made by the Directors.
- Conclude on the appropriateness of the Directors' use of the going concern basis of accounting and, based on the audit evidence obtained, whether a material uncertainty exists related to events or conditions that may cast significant doubt on the ability of the Company to continue as a going concern. If we conclude that a material uncertainty exists, we are required to draw attention in our auditors' report to the related disclosures in the financial statements of the Company or, if such disclosures are inadequate, to modify our opinion. Our conclusions are based on the audit evidence obtained up to the date of our auditors' report. However, future events or conditions may cause the Company to cease to continue as a going concern.
- Evaluate the overall presentation, structure and content of the financial statements of the Company, including the disclosures, and whether the financial statements of the Company represent the underlying transactions and events in a manner that gives a true and fair view.

We communicate with the Directors regarding, among other matters, the planned scope and timing of the audit and significant audit findings, including any significant deficiencies in internal control that we identify during our audit.

Company No. 762294-T

Report on Other Legal and Regulatory Requirements

In accordance with the requirements of the Companies Act, 1965 in Malaysia, we also report that in our opinion, the accounting and other records and the registers required by the Act to be kept by the Company have been properly kept in accordance with the provisions of the Act.

Other Matters

This report is made solely to the member of the Company, as a body, in accordance with Section 266 of the Companies Act, 2016 in Malaysia and for no other purpose. We do not assume responsibility to any other person for the content of this report.



KPMG PLT
(LLP0010081-LCA & AF 0758)
Chartered Accountants



Mok Wan Kong
Approval Number: 02877/12/2018 J
Chartered Accountant

Date: 20 March 2017

Petaling Jaya, Selangor